



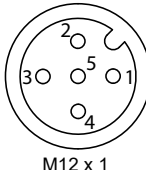
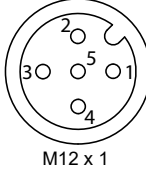
# DeviceNet Series MDC Receptacles

5 Conductor DeviceNet Series MDC Receptacles, 18 & 22AWG



Front & Back Mount Receptacles | 1/2" & 1/4" NPT Threads | 300 Volt, 4 amps | IP69 Rating

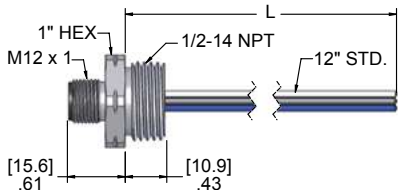


Front Mount Receptacles							
# of Poles	Male Faceview	Color Code	Rating	Wire AWG	Thread	Male Receptacle	Female Receptacle
5	 M12 x 1	1. Bare (Drain) 2. Red (V+) 3. Black (V-) 4. White (CAN_H) 5. Blue (CAN_L)	300V 4A	18 AWG	1/2" NPT	MDC-5MR-2-18-DN	MDC-5FR-2-18-DN
					1/4" NPT	MDC-5MR-4-18-DN	MDC-5FR-4-18-DN
				22 AWG	1/2" NPT	MDC-5MR-2-22-DN	MDC-5FR-2-22-DN
					1/4" NPT	MDC-5MR-4-22-DN	MDC-5FR-4-22-DN
Back Mount Receptacles							
5	 M12 x 1	1. Bare (Drain) 2. Red (V+) 3. Black (V-) 4. White (CAN_H) 5. Blue (CAN_L)	300V 4A	18 AWG	N/A	MDC-5MR-BM-18-DN	MDC-5FR-BM-18-DN
				22 AWG	N/A	MDC-5MR-BM-22-DN	MDC-5FR-BM-22-DN

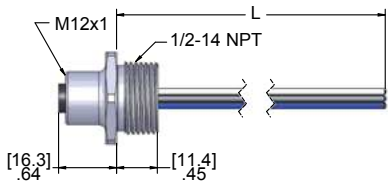
12" leads are standard. Longer lead lengths are available, please consult the factory for part numbers.  
For 1/2" receptacles with lengths of 15" or longer O-ring and lock nut are included.

See Page K-17 for Faceview.

## 1/2"-14NPT Mounting Threads

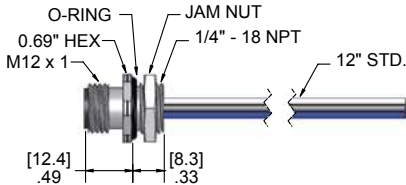


Male Receptacle

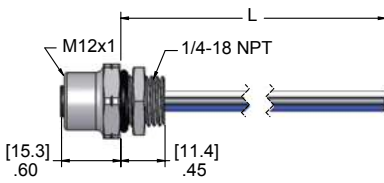


Female Receptacle

## 1/4"-18NPT Mounting Threads

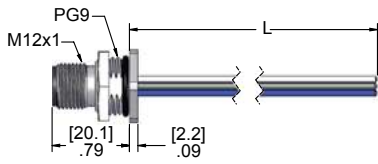


Male Receptacle

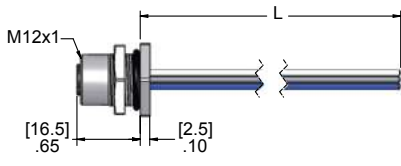


Female Receptacle

## Back Mount Receptacles



Male Receptacle



Female Receptacle

### Specifications:

Body: 1/2" NPT: Clear Anodized Aluminum  
1/4" NPT: Nickel Plated Brass  
Insulator: Polyamide  
Wire: 18 & 22 AWG 300V,  
UL Style 1007/1569  
Contacts: Copper Alloy with Gold Plating  
Lock Nut: Zinc Plated Steel  
Jam Nut: Nickel Plated Brass

O-Ring: NBR  
Temperature: -40°C to + 105°C (-40°F to +221°F)

