



MDC (M12) Series Receptacles

2, 3, 4 & 5 Conductor MDC Series Receptacles, 18/22AWG



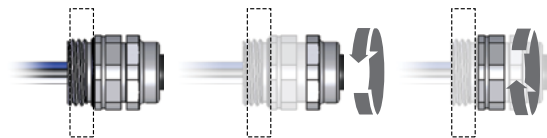
Front Mount Receptacles | Front Lock Nut | PG9 & M16 Threads | 300 Volt, 4 amps | IP69 Rating

These receptacles are designed for thread mount applications that require keyway orientation.



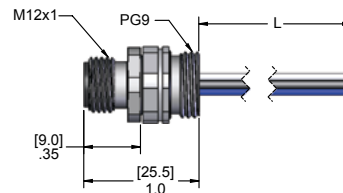
# of Poles	Male Faceview	Color Code	Rating	Wire AWG	PG9 Threads		M16 Threads	
					Male Receptacles	Female Receptacles	Male Receptacles	Female Receptacles
2	 M12x1	1. Not Used 2. Not Used 3. Brown 4. Blue	300V 4A	18	MDC-2MR-FLPG9-18	MDC-2FR-FLPG9-18	MDC-2MR-FLM16-18	MDC-2FR-FLM16-18
				22	MDC-2MR-FLPG9	MDC-2FR-FLPG9	MDC-2MR-FLM16	MDC-2FR-FLM16
3	 M12x1	1. Brown 3. Blue 4. Black	300V 4A	18	MDC-3MR-FLPG9-18	MDC-3FR-FLPG9-18	MDC-3MR-FLM16-18	MDC-3FR-FLM16-18
				22	MDC-3MR-FLPG9	MDC-3FR-FLPG9	MDC-3MR-FLM16	MDC-3FR-FLM16
4	 M12x1	1. Brown 2. White 3. Blue 4. Black	300V 4A	18	MDC-4MR-FLPG9-18	MDC-4FR-FLPG9-18	MDC-4MR-FLM16-18	MDC-4FR-FLM16-18
				22	MDC-4MR-FLPG9	MDC-4FR-FLPG9	MDC-4MR-FLM16	MDC-4FR-FLM16
5	 M12x1	1. Brown 2. White 3. Blue 4. Black 5. Gray	300V 4A	18	MDC-5MR-FLPG9-18	MDC-5FR-FLPG9-18	MDC-5MR-FLM16-18	MDC-5FR-FLM16-18
				22	MDC-5MR-FLPG9	MDC-5FR-FLPG9	MDC-5MR-FLM16	MDC-5FR-FLM16

12" leads are standard. Longer lead lengths are available, please consult the factory for part numbers.



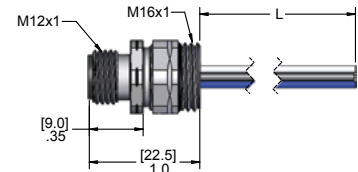
1. Thread the receptacle into your device, leaving a little play between the front connector hex and the locking hex.
2. Adjust the keyway to the orientation you require.
3. Then tighten the locking hex until secure in device.

PG9 Threads

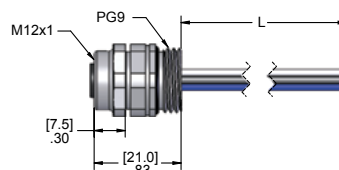


Male Receptacle

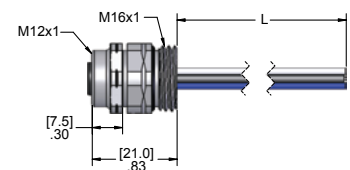
M16 Threads



Male Receptacle



Female Receptacle



Female Receptacle

Specifications:

Shell: Nickel Plated Brass
Insulator: Polyamide
Wire: 18, 22 AWG: 300V,
UL Style 1007/1569
Contacts: Copper Alloy with Gold Plating
O-Ring: FPM & NBR
Temperature: -40°C to 105°C (-40°F to +221°F)