

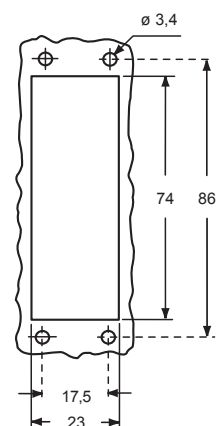
page:

hoods and cover

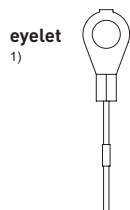


description	part No.	entry Pg	part No	entry M	part No.	entry Pg	part No.	entry M
bulkhead mounting housing with lever and gasket	CZ7IW 25 L	--						
surface mounting housing, with lever	CZ7PW 25 L2	16 x 2	MZ7PW 25L225	25 x 2				
cover with pegs (for 1 lever enclosures) ¹⁾	CZCW 25 L							
enclosure with pegs and gasket, side entry					CZOW 25 L	16	MZOW 25 L20	20
enclosure with pegs and gasket, side entry							MZOW 25 L25	25
enclosure with pegs and gasket, side entry, high construction					CZAOW 25 L21	21	MZAOW 25 L25	25
enclosure with pegs and gasket, top entry					CZVW 25 L	16	MZVW 25 L20	20
enclosure with pegs and gasket, top entry, high construction					CZAVW 25 L21	21	MZAVW 25 L25	25
cover with lever (for enclosures with pegs) ²⁾					CZ7CW 25 LG			

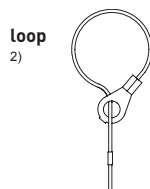
panel cut-out for bulkhead mounting housings



For fixing on housings



For fixing on hoods



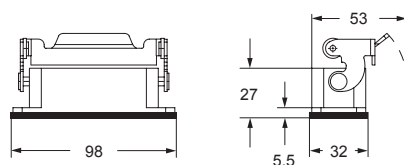
CRUS® Type 4/4X/12



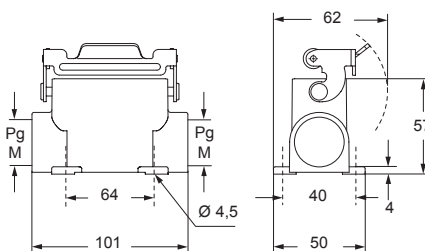
insulating cable gland or fittings
without gasket



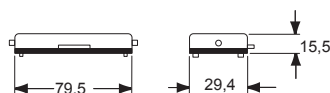
cable gland
with O-Ring gasket



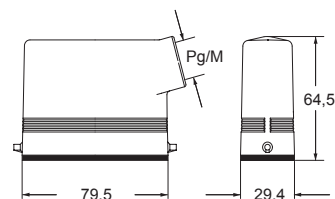
CZ7PW L and MZ7PW L



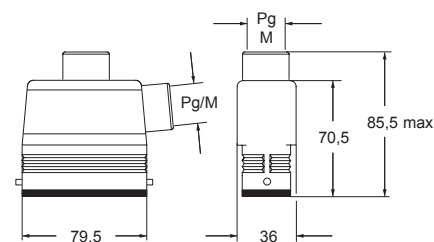
CZCW L



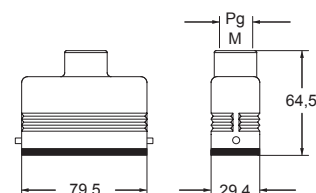
CZOW L and MZOW L



CZAOW L - MZAOW L and CZAVW L - MZAVW L



CZVW L and MZVW L *



* can only be used with a complete cable gland (to be purchased separately)

CZ7CW LG

