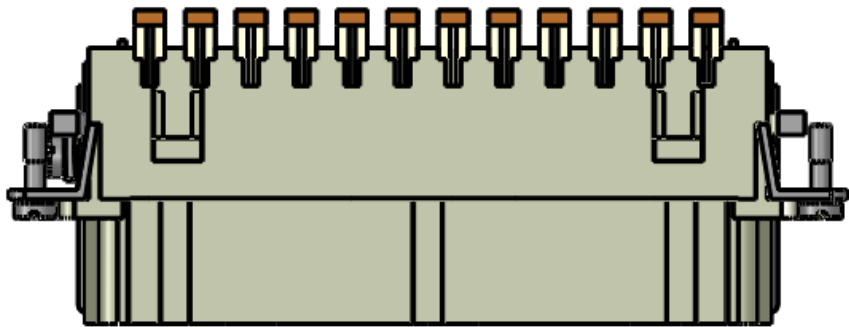
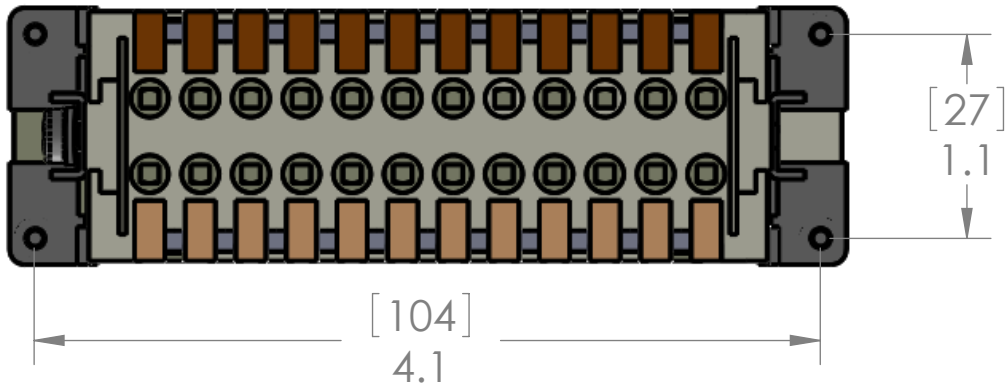
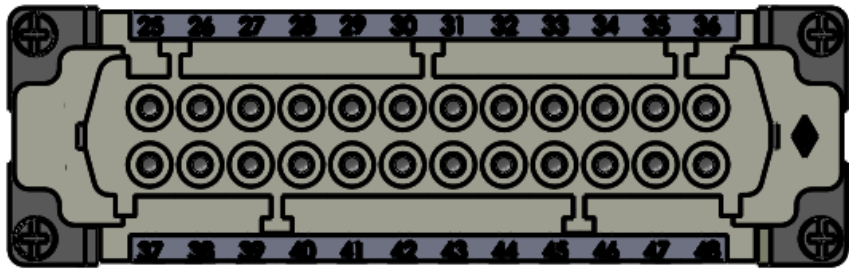


REVISIONS			
REV.	DESCRIPTION	DATE	APPROVED
A	Redrawn in SW	12/21/2011	



Connection made via spring clamp.

To use: Placed stripped or ferruled wire into opening and press down on orange tab. This will lock the wire into place. Proceed to next terminal.



Acceptable wire AWG: 14 - 26AWG [2.5 - 0.14 sqmm]

MATERIALS	
HOUSING:	GLASS REINFORCED THERMOPLASTIC
SCREWS:	NICKEL PLATED BRASS HARDWARE
	NICKEL PLATED BRASS
RATINGS:	UL - 600V, 16A. EN 500V/6kV/3, 16A
APPROVALS:	UL & CSA

PROPRIETARY AND CONFIDENTIAL
THE INFORMATION CONTAINED IN THIS DRAWING IS THE SOLE PROPERTY OF MENCOM CORPORATION. ANY REPRODUCTION IN PART OR AS A WHOLE WITHOUT THE WRITTEN PERMISSION OF MENCOM CORPORATION IS PROHIBITED.

UNLESS OTHERWISE SPECIFIED: DIMENSIONS ARE IN INCHES AND [MM]			NAME	MENCOM CORPORATION	
		DRAWN	DWM		
		CHECKED			
		ENG APPR.			
		MFG APPR.			
MATERIAL		Q.A.		TITLE:	
FINISH		COMMENTS:			
DO NOT SCALE DRAWING				SIZE	DWG. NO.
				B	CSHF-24N
				SCALE: 1:1	REV
				WEIGHT:	A
				SHEET 1 OF 1	