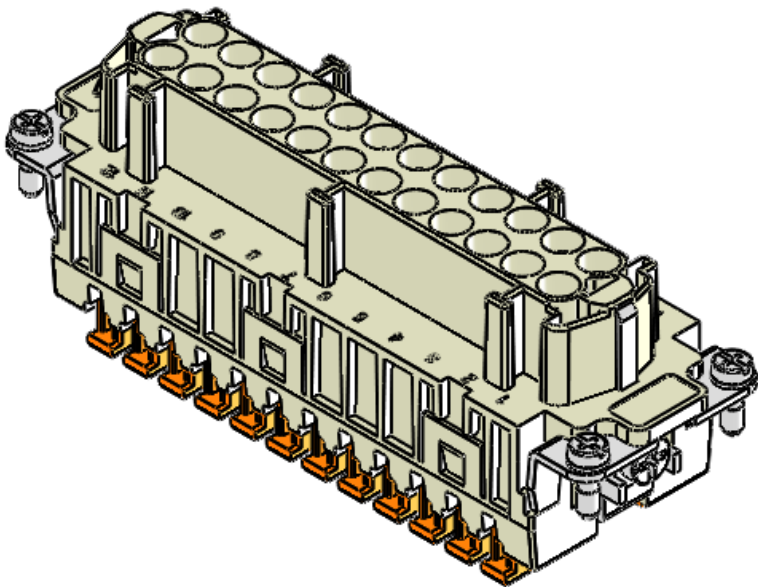
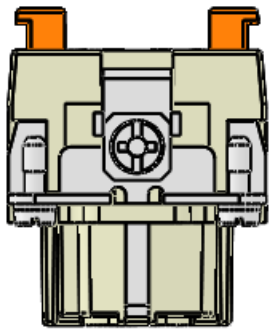
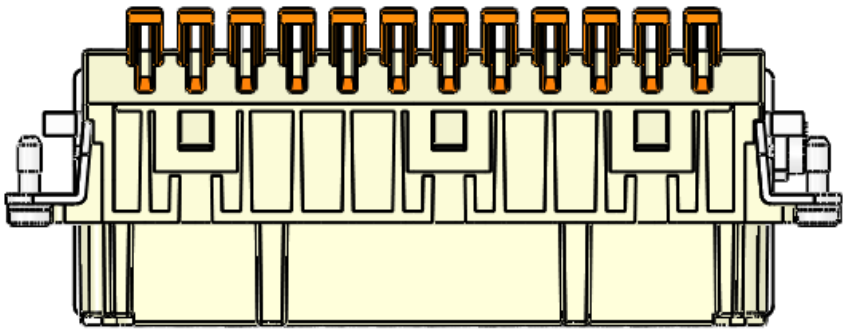
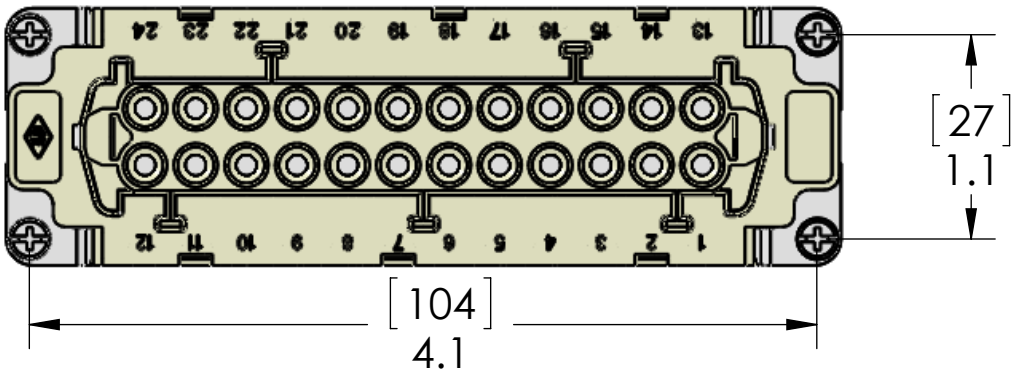


REVISIONS			
REV.	DESCRIPTION	DATE	APPROVED
A	Redrawn in SW	11/26/2008	



Connection made via spring clamp.

To use: Strip Wires 0.35" - 0.43" (9 - 11mm)
Placed stripped wire into opening and
press down on orange tab. This will lock the wire
into place. Proceed to next terminal.
(ferruled wires may be used as well)

Acceptable wire AWG: 14 - 24AWG [2.5 - 0.14 sqmm]

MATERIALS	
HOUSING:	GLASS REINFORCED THERMOPLASTIC NICKEL PLATED BRASS HARDWARE
CONTACTS:	SILVER PLATED COPPER ALLOY
SCREWS:	NICKEL PLATED STEEL
RATINGS:	UL / CSA - 600V, 16A. EN 250V/4kV/3, 10A
TEMP:	-40°C - +125°C ambient
APPROVALS:	UL, CSA, & CCC

PROPRIETARY AND CONFIDENTIAL
THE INFORMATION CONTAINED IN THIS
DRAWING IS THE SOLE PROPERTY OF
MENCOM CORPORATION. ANY
REPRODUCTION IN PART OR AS A WHOLE
WITHOUT THE WRITTEN PERMISSION OF
MENCOM CORPORATION IS
PROHIBITED.

UNLESS OTHERWISE SPECIFIED: DIMENSIONS ARE IN INCHES AND [MM]		NAME	MENCOM CORPORATION	
		DRAWN	TITLE:	
		CHECKED		
		ENG APPR.		
		MFG APPR.		
MATERIAL		Q.A.	SIZE DWG. NO. REV	
FINISH		COMMENTS:		
DO NOT SCALE DRAWING			SCALE: 1:1	WEIGHT: SHEET 1 OF 1