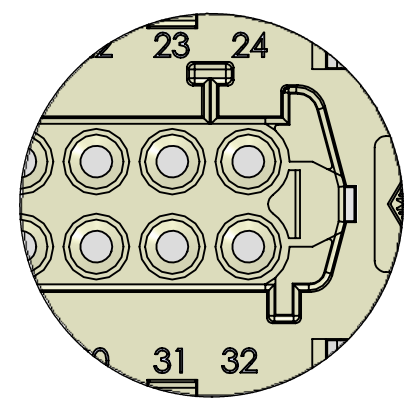
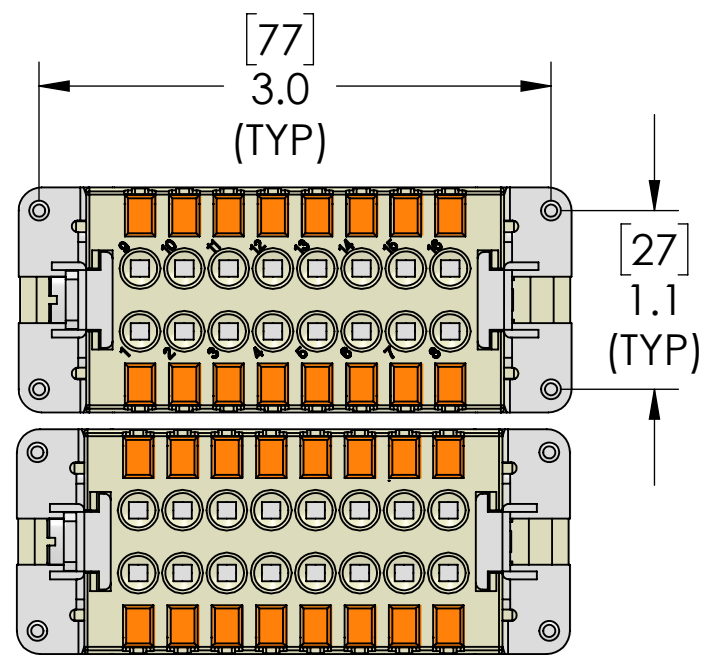
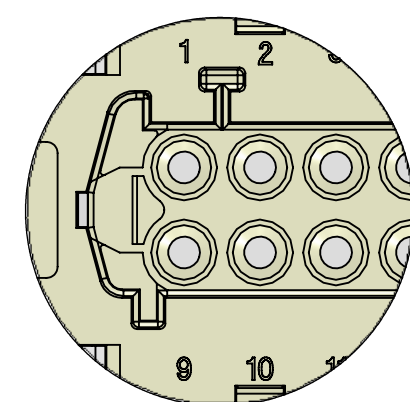


8 7 6 5 4 3 2 1

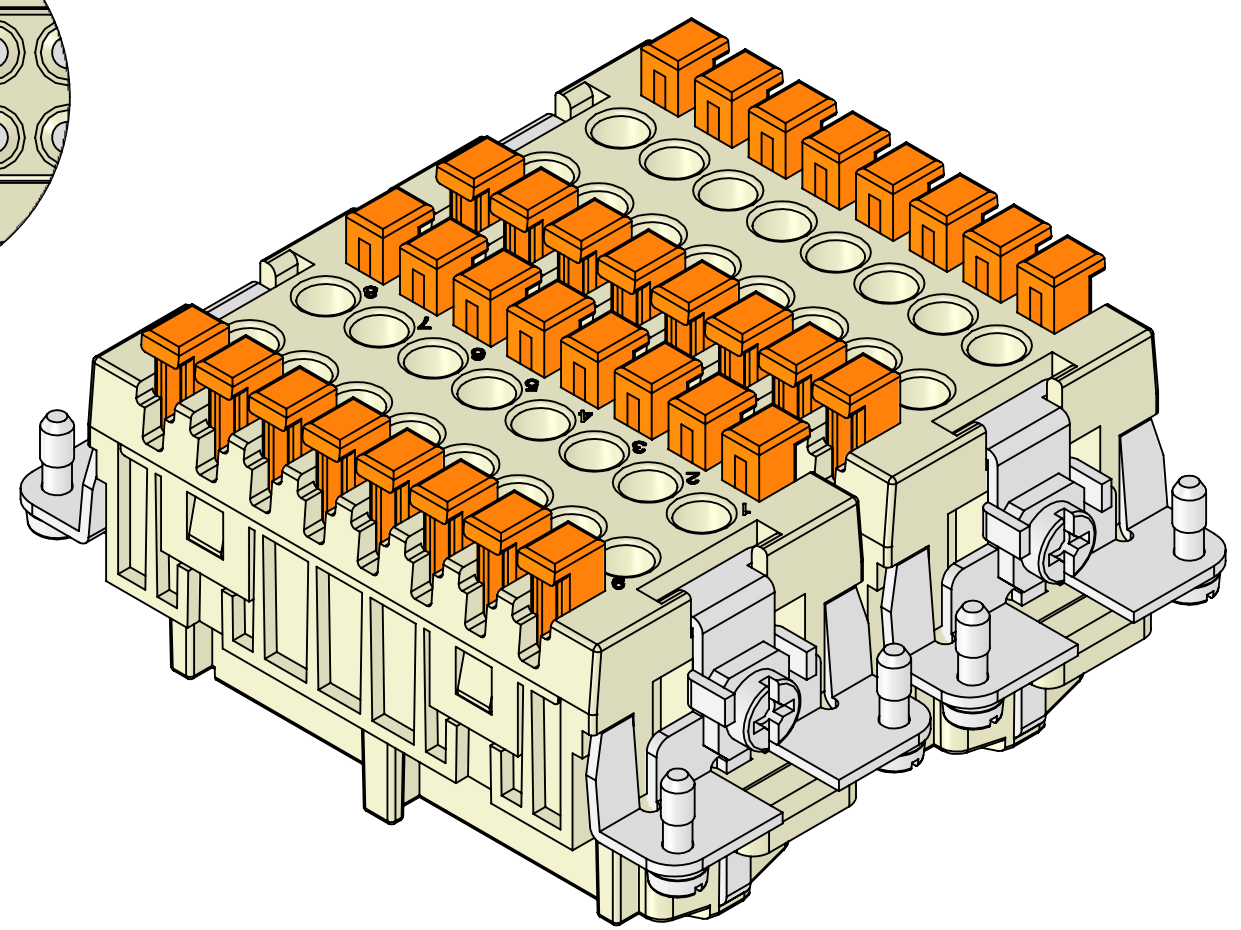
D



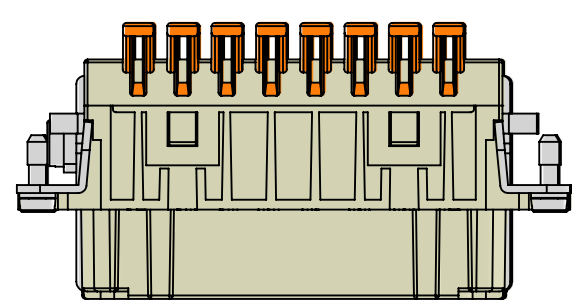
DETAIL A
SCALE 12 : 8



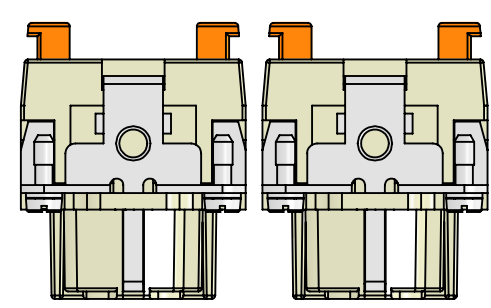
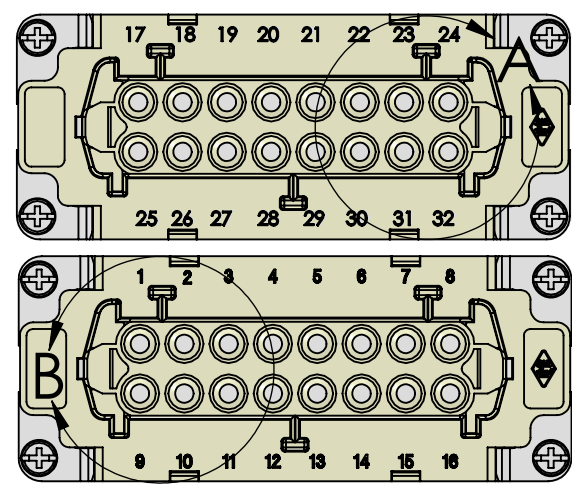
DETAIL B
SCALE 12 : 8



C



B



Connection made via spring clamp.

To use: Strip Wires 0.35" - 0.43" (9 - 11mm)
Placed stripped wire into opening and
press down on orange tab. This will lock the wire
into place. Proceed to next terminal.
(ferruled wires may be used as well)

Acceptable wire AWG: 14 - 24AWG [2.5 - 0.14 sqmm]

A

MATERIALS	
HOUSING:	GLASS REINFORCED THERMOPLASTIC
CONTACTS:	NICKEL PLATED BRASS HARDWARE
SCREWS:	SILVER PLATED COPPER ALLOY
	NICKEL PLATED STEEL
RATINGS:	UL / CSA - 600V, 16A. EN 250V/4kV/3, 10A
TEMP:	-40°C - +125°C ambient
APPROVALS:	UL, CSA, & CCC

PROPRIETARY AND CONFIDENTIAL
THE INFORMATION CONTAINED IN THIS
DRAWING IS THE SOLE PROPERTY OF
MENCOM CORPORATION. ANY
REPRODUCTION IN PART OR AS A WHOLE
WITHOUT THE WRITTEN PERMISSION OF
MENCOM CORPORATION IS
PROHIBITED.

UNLESS OTHERWISE SPECIFIED:	DRAWN BY	DCG
DIMENSIONS ARE IN INCHES AND [MM]	DRAWN DATE	06/12/2020
	CHECKED BY	ADM
	CHECK DATE	06/17/2020
	COMMENTS:	
MATERIAL		
FINISH		
DO NOT SCALE DRAWING		

MENCOM CORPORATION		
TITLE: CSHF-16 & CSHF-16N KIT		
SIZE B	DWG. NO. CSHF-16-16N	REV A
SCALE: 7:8	WEIGHT:	SHEET 1 OF 1

8 7 6 5 4 3 2 1