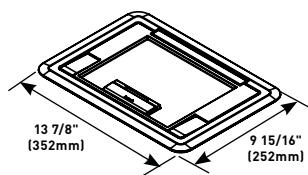


EVOLUTION™ SERIES FLOOR BOXES

Evolution Series EFB45 Floor Box Covers Ordering Information

Surface-Style Cover with Floor Insert

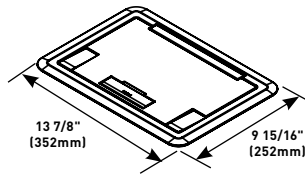


PART NUMBERS:
EFB45CTCBK (Black)
EFB45CTCGY (Gray)
EFB45CTCBS (Brass)
EFB45CTCNK (Nickel)
EFB45CTCBZ (Bronze)
EFB45CTCAL (Aluminum)

Low profile cover designed to attach to the EFB45S style floor boxes. Each cover is made of die cast aluminum and is equipped with a durable hinge allowing the cover to rotate open 180°, a 1/4" deep recessed area to accept the finished floor covering, and two (2) slide egress doors that lock in the open position and automatically close around the cables when the cover is closed. The flange has a beveled edge that meets ADA guidelines and reduces tripping hazards. These cover assemblies are designed to sit on top of finished floors such as: carpet, tile, wood, polished concrete, and terrazzo. Available in six (6) powder-coat finishes: Black (BK), Gray (GY), Brass (BS), Nickel (NK), Aluminum (AL) and Bronze (BZ).

NOTE: Depth of recess area in plate is 1/4" (6.35mm).

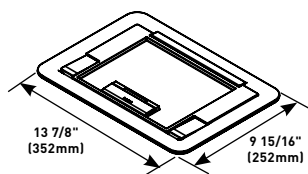
Surface-Style Cover With Solid Lid



PART NUMBERS:
EFB45BTCBK (Black)
EFB45BTCGY (Gray)
EFB45BTCBS (Brass)
EFB45BTCNK (Nickel)
EFB45BTCBZ (Bronze)
EFB45BTCAL (Aluminum)

Low profile cover designed to attach to the EFB45S style floor boxes. Each cover is made of die cast aluminum and is equipped with a durable hinge allowing the cover to rotate open 180°, and two (2) slide egress doors that lock in the open position and automatically close around the cables when the cover is closed. The flange has a beveled edge that meets ADA guidelines and reduces tripping hazards. These cover assemblies are designed to sit on top of finished floors such as: carpet, tile, wood, polished concrete, and terrazzo. Available in six (6) powder-coat finishes: Black (BK), Gray (GY), Brass (BS), Nickel (NK), Aluminum (AL) and Bronze (BZ).

Flush-Style Cover with Floor Insert

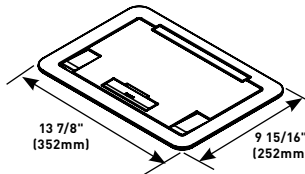


PART NUMBERS:
EFB45CTBK (Black)
EFB45CTGY (Gray)
EFB45CTBS (Brass)
EFB45CTNK (Nickel)
EFB45CTBZ (Bronze)
EFB45CTAL (Aluminum)

Low profile cover designed to attach to the EFB45S style floor boxes. Each cover is made of die cast aluminum and is equipped with a durable hinge allowing the cover to rotate open 180°, a 1/4" deep recessed area to accept the finished floor covering, and two (2) slide egress doors that lock in the open position and automatically close around the cables when the cover is closed. The cover assemblies are designed to sit flush with the finished floors such as: carpet, tile, and wood. In order to make the cover assembly flush with the polished concrete or terrazzo floor the EFB45-CTR (concrete/terrazzo) ring must be used (ring sold separately). The cover assemblies are available in six (6) powder-coat finishes: Black (BK), Gray (GY), Brass (BS), Nickel (NK), Aluminum (AL) and Bronze (BZ).

NOTE: Depth of recess area in plate is 1/4" (6.35mm).

Flush-Style Cover with Solid Lid



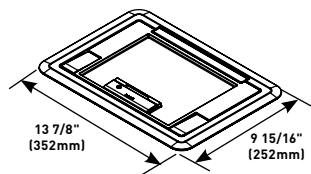
PART NUMBERS:
EFB45BTBK (Black)
EFB45BTGY (Gray)
EFB45BTBS (Brass)
EFB45BTNK (Nickel)
EFB45BTBZ (Bronze)
EFB45BTAL (Aluminum)

Low profile cover designed to attach to the EFB45S style floor boxes. Each cover is made of die cast aluminum and is equipped with a durable hinge which allows the cover to rotate open 180°, and two (2) slide egress doors that lock in the open position and automatically close around the cables when the cover is closed. The cover assemblies are designed to sit flush with the finished floors such as: carpet, tile, and wood. In order to make the cover assembly flush with the polished concrete or terrazzo floor the EFB45-CTR (concrete/terrazzo) ring must be used (ring sold separately). The cover assemblies are available in six (6) powder-coat finishes: Black (BK), Gray (GY), Brass (BS), Nickel (NK), Aluminum (AL) and Bronze (BZ).

EVOLUTION™ SERIES FLOOR BOXES

Evolution Series EFB45 Floor Box Covers Ordering Information (continued)

Surface-Style Cover with Floor Insert

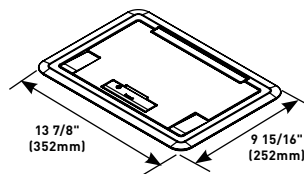


PART NUMBERS:

EFB45CTCBKTR (Black)
EFB45CTCGYTR (Gray)
EFB45CTCBSTR (Brass)
EFB45CTCNKTR (Nickel)
EFB45CTCBZTR (Bronze)
EFB45CTCALTR (Aluminum)

Low profile cover designed to attach to the EFB45S style floor boxes. Each cover is made of die cast aluminum and is equipped with a tamper-resistant screw to help keep out unauthorized personnel, a durable hinge which allows the cover to rotate open 180°, a 1/4" deep recessed area to accept the finished floor covering, and two (2) slide egress doors that lock in the open position and automatically close around the cables when the cover is closed. The flange has a beveled edge that meets ADA guidelines and reduces tripping hazards. These cover assemblies are designed to sit on top of the finished floors such as: carpet, tile, wood, polished concrete, and terrazzo. Available in six (6) powder-coat finishes: Black (BK), Gray (GY), Brass (BS), Nickel (NK), Aluminum (AL) and Bronze (BZ).

Surface-Style Cover with Solid Lid

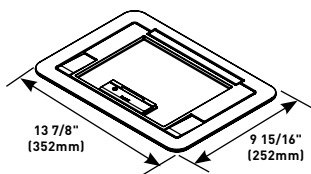


PART NUMBERS:

EFB45BTCBKTR (Black)
EFB45BTCGYTR (Gray)
EFB45BTCBSTR (Brass)
EFB45BTCNKTR (Nickel)
EFB45BTCBZTR (Bronze)
EFB45BTCALTR (Aluminum)

Low profile cover designed to attach to the EFB45S style floor boxes. Each cover is made of die cast aluminum and is equipped with a tamper-resistant screw to help keep out unauthorized personnel, a durable hinge which allows the cover to rotate open 180°, a 1/4" deep recessed area to accept the finished floor covering, and two (2) slide egress doors that lock in the open position and automatically close around the cables when the cover is closed. The flange has a beveled edge that meets ADA guidelines and reduces tripping hazards. These cover assemblies are designed to sit on top of the finished floors such as: carpet, tile, wood, polished concrete, and terrazzo. Available in six (6) powder-coat finishes: Black (BK), Gray (GY), Brass (BS), Nickel (NK), Aluminum (AL) and Bronze (BZ).

Flush-Style Cover with Floor Insert

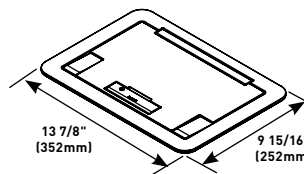


PART NUMBERS:

EFB45CTBKTR (Black)
EFB45CTGYTR (Gray)
EFB45CTBSTR (Brass)
EFB45CTNKTR (Nickel)
EFB45CTBZTR (Bronze)
EFB45CTALTR (Aluminum)

Low profile cover designed to attach to the EFB45S style floor boxes. Each cover is made of die cast aluminum and is equipped with a tamper-resistant screw to help keep out unauthorized personnel, a durable hinge which allows the cover to rotate open 180°, a 1/4" deep recessed area to accept the finished floor covering, and two (2) slide egress doors that lock in the open position and automatically close around the cables when the cover is closed. The cover assemblies are designed to sit flush with the finished floors such as: carpet, tile, and wood. In order to make the cover assembly flush with the polished concrete or terrazzo floor the EFB45-CTR (concrete/terrazzo) ring must be used (trim ring sold separately). The cover assemblies are available in six (6) powder-coat finishes: Black (BK), Gray (GY), Brass (BS), Nickel (NK), Aluminum (AL) and Bronze (BZ).

Flush-Style Cover with Solid Lid

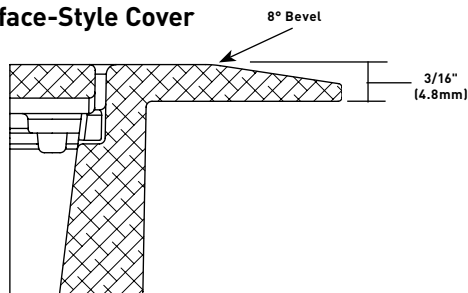


PART NUMBERS:

EFB45BTBKTR (Black)
EFB45BTGYTR (Gray)
EFB45BTBSTR (Brass)
EFB45BTNKTR (Nickel)
EFB45BTBZTR (Bronze)
EFB45BTALTR (Aluminum)

Low profile cover designed to attach to the EFB45S style floor boxes. Each cover is made of die cast aluminum and is equipped with a tamper-resistant screw to help keep out unauthorized personnel, a durable hinge which allows the cover to rotate open 180°, and two (2) slide egress doors that lock in the open position and automatically close around the cables when the cover is closed. The cover assemblies are designed to sit flush with the finished floors such as: carpet, tile, and wood. In order to make the cover assembly flush with the polished concrete or terrazzo floor the EFB45-CTR (concrete/terrazzo) ring must be used (ring sold separately). The cover assemblies are available in six (6) powder-coat finishes: Black (BK), Gray (GY), Brass (BS), Nickel (NK), Aluminum (AL) and Bronze (BZ).

Surface-Style Cover



Flush-Style Cover

