


# 3000® SERIES RACEWAY



Single-Channel Raceway. Easy-to-install and ideal for basic power or communication/low voltage installations. Well-suited for labs, hospitals, or anywhere that requires the capacity of a medium size raceway.



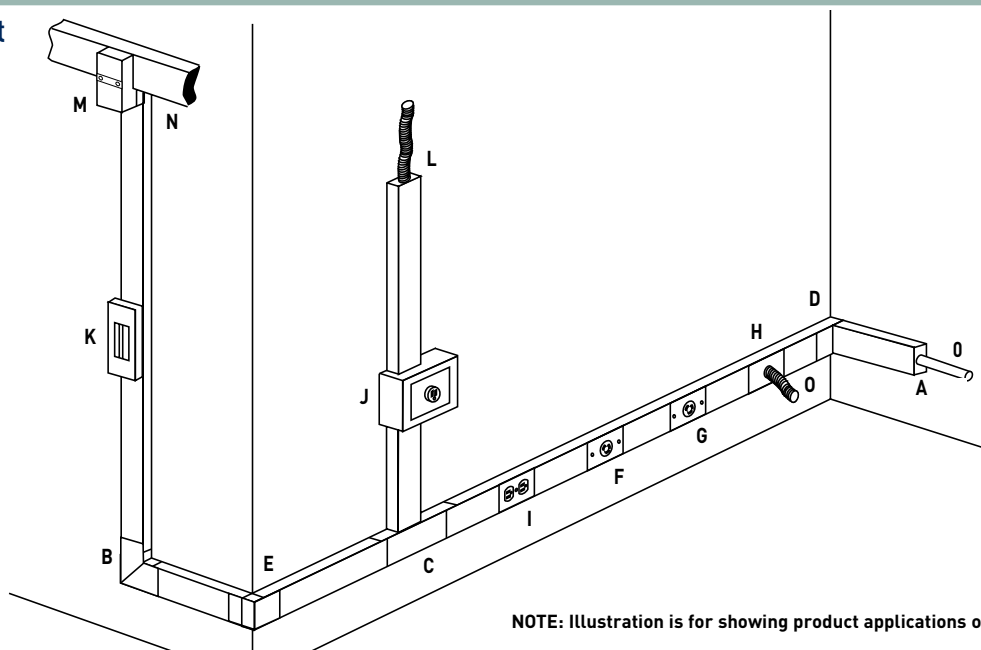
Download this product's PEP ecosport® environmental product declaration at [www.legrand.us/resources-and-downloads](http://www.legrand.us/resources-and-downloads). This declaration conforms with ISO 14025 and 14040 and is in alignment with EN 15804.

## CODE REFERENCE

**cULus Listed Raceway:**  
File E4376 Guide RJBT.

**Fittings:**  
File E41751 Guide RJPR.  
Meets Article 386 of NEC.  
Meets Section 12-1600 of CEC.

## System Layout



**NOTE:** Illustration is for showing product applications only.

## KEY

A. 3010B Blank End Fitting	F. 3027AE Single Receptacle Cover	J. 3044-2 Extra Deep Switch & Receptacle Box	M. 4074A Take Off Connector – 4000 to 3000 Series Raceway
B. 3011E 90° Flat Elbow	G. 3033JE Single Receptacle Cover	K. 3046KD Circuit Breaker Housing	N. 4000 Series Raceway
C. 3015E Tee Fitting	H. 3036HE Blank Cover	L. 3082 Conduit Connector	O. CONDUIT 1/2" (12.7mm) Flexible Metal Conduit
D. 3017TCE Internal Corner Coupling	I. 3043GE Duplex Grounding Receptacle & Cover		
E. 3018AE External Corner Coupling			

## COLOR OPTIONS

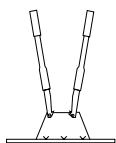


3000® Series Raceway Part Numbers with a "V" prefix have an ivory finish. Part Numbers with a "G" prefix have a gray finish. Custom color options are also available. Consult the factory for more information.

# 3000 SERIES® RACEWAY

## 3000 Series Raceway Ordering Information (continued)

### 630C Raceway Cover Cutter

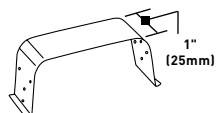


Portable cutter for 3000 Series Raceway Cover. Provides clean and easy square cuts.

### 630CDK Replacement Blade Kit

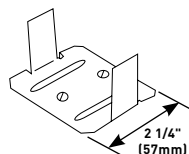
Case hard steel replacement blades and die set for 630C Cutter.

### G3000WC Wire Clip (Galvanized)



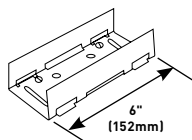
Holds conductors in place.

### G3001 Coupling (Galvanized)



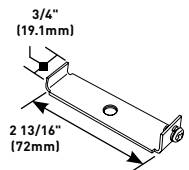
Joins lengths of 3000 Series Raceway.

### G3001A Rigid Inside Coupling (Galvanized)



Joins lengths of 3000 Series Raceway in installations where added rigidity is required, such as when raceway is suspended overhead.

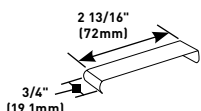
### Supporting Clip



**PART NUMBERS:**  
**V3003** (Ivory)  
**G3003** (Gray)

Supports lengths of 3000 Series Raceway at any point along length. Mounts with #8 flat head fasteners. Includes set screw for locking to raceway.

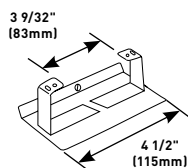
### Cover Clip



**PART NUMBERS:**  
**V3006E** (Ivory)  
**G3006E** (Gray)

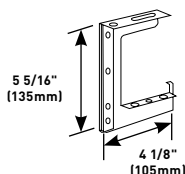
Covers seam where two pieces of 3000 Series Raceway Cover come together.

### G3007C Device Bracket



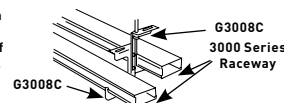
Mounts standard after-market devices into 3000 Series Raceway. Accepts single-gang devices with 3.281" (95mm) mounting centers. Use with commercially available flush plates (not included).

### G3008C C-Hanger

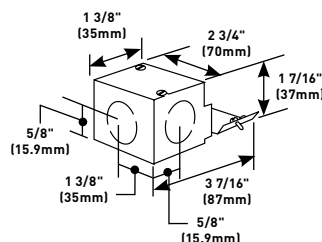


Suspends 3000 Series Raceway from structural ceilings. Designed for use with 3/8" (9.5mm) threaded rod. Hangers should be installed no more than 5' (1.5m) apart along raceway run.

G3008C C-Hanger can be mounted back-to-back for double run of 3000 Series Raceway.



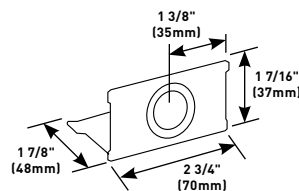
### Entrance End Fitting



**PART NUMBERS:**  
**V3010AE** (Ivory)  
**G3010AE** (Gray)

Connects 3000 Series Raceway to 1/2" trade size conduit and armored cable connectors. 1/2" trade size KO's on end and each side of fitting. Can be connected to conduit boxes by using 1/2" chase nipple.

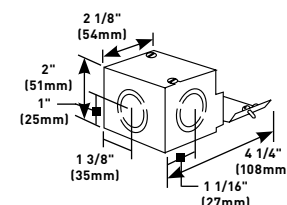
### Blank End Fitting



**PART NUMBERS:**  
**V3010B** (Ivory)  
**G3010B** (Gray)

Closes off open end of 3000 Series Raceway. Has concentric 1/2" and 3/4" trade size KO's.

### Entrance End Fitting



**PART NUMBERS:**  
**V3010C** (Ivory)  
**G3010C** (Gray)

Connects 3000 Series Raceway to rigid or flexible conduit. Concentric 1/2", 3/4" and 1" trade size KO's on end and each side.