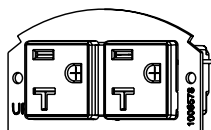


EVOLUTION™ 6AT SERIES POKE-THRU DEVICES

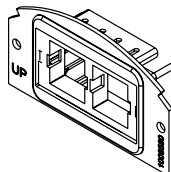
Evolution 6" Series Side Mount Device Plates Ordering Information

68REC 20A Duplex Receptacles



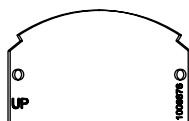
Two (2) proprietary 20A duplex power receptacles with mounting plates. Designed to fit into the 6", 8" and 10" poke-thru devices. Receptacle can be wired as a standard or isolated ground device.

682A Device Mounting Plate



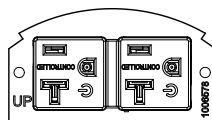
Device plate that will accept up to two (2) ports of communication devices. For use in either of the two side compartments only. Not for use in the center compartment. Communication devices supplied by others.

68B Device Mounting Plate



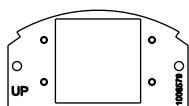
Blank plate. Used to blank off either of the side compartments when no devices or cabling are to be used.

68REC-CTRL Controlled Receptacle



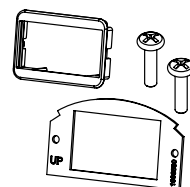
One (1) 20A proprietary duplex receptacle marked with a permanent controlled receptacle marking

68MAAP Device Mounting Plate



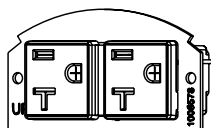
Device plate that will accept up to two (2) Legrand AVIP or Extron® Electronics MAAP device plates. For use in either of the two side compartments only. Not for use in the center compartment. Extron Devices supplied by others.

682A-PT Device Plate



Device plate that allows for communication cabling to pass through. Includes one (1) rectangular adapter ring.

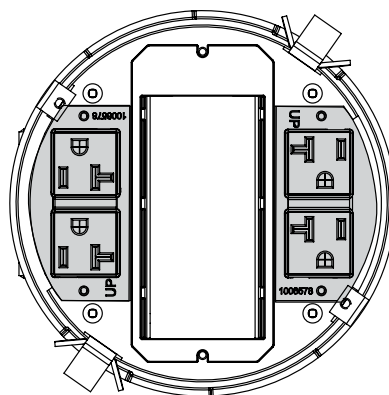
68REC-25 20A Duplex Receptacles



Two (2) proprietary 20A duplex power receptacles with mounting plates and 25' leads. Designed to fit into the 6", 8" and 10" poke-thru devices. Receptacle can be wired as a standard or isolated ground device.

6AT Side Mount Device Plates Mounting Locations

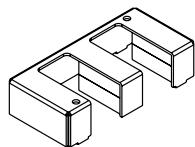
Device Plates in this section can be installed in the shaded locations indicated in this illustration.



EVOLUTION™ 6AT SERIES POKE-THRU DEVICES

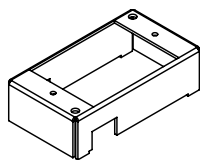
Evolution 6" Series Bottom Feed Center Mount Device Plates Ordering Information (continued)

15FFHA Bottom Housing Assembly



One and a half-gang pass through housing assembly. Used for furniture feed applications on the center compartment only. Only for use with 6" poke-thru units.

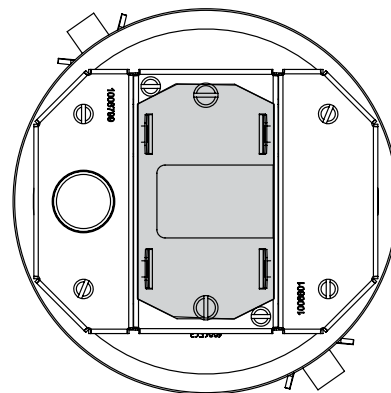
1BHA Bottom Housing Assembly



One-gang bottom housing assembly. Designed to accept 175CHA, 1125CHA, 1PTHA, 1100CHA and 1BLH plates. Only for use with 6" poke-thru units.

6AT Bottom Feed Center Mount Device Plate Location

All Bottom Housing Assemblies on this page can be installed in the shaded locations indicated in this illustration.



CAUTION: Receptacle supplied with this Poke-Thru is not suitable for direct field wiring. Contact manufacturer for replacement. Field modifications will void UL Listing and Classification. Replacement receptacle is limited to this manufacturers' Catalog No 68REC.

Evolution Series 6" Poke-Thru Device Specifications

Copper Cross Sectional Area of Commonly Used Conductors

SIZE	SOLID
#24	0.00032 sq. in. (0.206mm ²)
#23	0.00040 sq. in. (0.258mm ²)
#22	0.00050 sq. in. (0.322mm ²)
#14	0.00323 sq. in. (2.083mm ²)
#12	0.00512 sq. in. (3.303mm ²)
#10	0.00815 sq. in. (5.258mm ²)
#8	0.01296 sq. in. (8.361mm ²)

NOTE: Use above values for solid or stranded conductors.

6AT Copper Cross-Section

	OUTER CHANNELS	CENTER CHANNEL
Max Copper X-Section	0.0154 sq. in. (9.9mm ²)	0.0387 sq. in. (24.97mm ²)
Max # Conductors	(3) 12 AWG	(12) 14 AWG

NOTE: When using conductor sizes other than listed above, the aggregate cross-sectional area of the copper conductors shall not exceed the cross-sectional areas listed.

6AT Core Hole Sizes

FLOOR TYPE	CORE SIZE (Min.)	CORE SIZE (Max.)
Covered Floors (Carpet, Tile or Wood)	6" (152mm)	6 1/8" (156mm)
Bare Concrete or Terrazzo	6 (152mm)	6 1/8" (156mm)

6ATCFF Copper Cross-Section – Furniture Feed Poke-Thru Devices

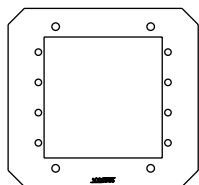
	POWER CHANNEL	DATA CHANNEL (CENTER)	DATA CHANNEL (OUTSIDE)
Max Copper X-Section	.0815 sq. in. (52.6mm ²)	0.0686 sq. in. (44.3mm ²)	0.0187 (12.1mm ²)
Max # Conductors	(10) 10 AWG	(22) Cat 6a	(5) Cat. 6a

NOTE: When using conductor sizes other than listed above, the aggregate cross-sectional area of the copper conductors shall not exceed the cross-sectional areas listed.

EVOLUTION™ 8AT SERIES POKE-THRU DEVICES

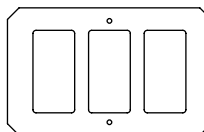
Evolution 8" Series Center Mount Device Plates Ordering Information (continued)

8AAP Device Mounting Plate



Two-gang device plate that will accept up to four (4) Extron® Electronics AAP style plates. 8AAP takes up 2 of the 3 gangs in the center compartment. Devices supplied by others.

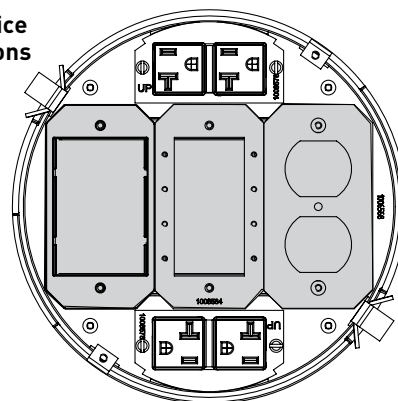
8CREST3G Three-Gang Device Plate



Accepts a three-gang device including Crestron Digital Media™ devices.

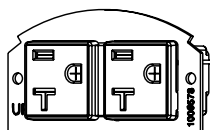
8AT Center Mount Device Plate Mounting Locations

Mounting Plates on this page can be installed in the shaded location indicated in this illustration.



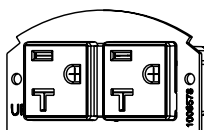
Evolution 8" Series Side Mount Device Plates Ordering Information

68REC 20A Duplex Receptacles



Two proprietary 20A duplex power receptacles with mounting plates. Receptacle can be wired as a standard or isolated ground device. Designed to fit into 6", 8" and 10" poke-thru devices.

68REC-25 20A Duplex Receptacles



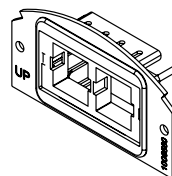
Two (2) proprietary 20A duplex power receptacles with mounting plates and 25' leads. Receptacle can be wired as a standard or isolated ground device. Designed to fit into 6", 8" and 10" poke-thru devices.

68B Device Mounting Plate



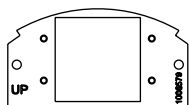
Blank plate. Used to blank off either of the side compartments when no devices or cabling are to be used. Designed to fit into 6", 8" and 10" poke-thru devices.

682A Device Mounting Plate



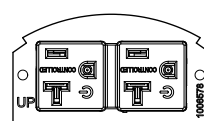
Device plate that will accept up to two (2) ports of communication devices. For use in either of the two side compartments only. Not for use in the center compartment. Designed to fit into 6", 8" and 10" poke-thru devices. Communication devices supplied by others.

68MAAP Device Mounting Plate



Device plate that will accept up to two (2) Legrand AVIP or Extron® Electronics MAAP device plates. For use in either of the two side compartments only. Not for use in the center compartment. Extron devices supplied by others. Designed to fit into 6", 8" and 10" poke-thru devices.

68REC-CTRL Controlled Receptacle



One (1) 20A proprietary duplex receptacle marked with permanent controlled receptacle marking. Designed to fit into 6", 8" and 10" poke-thru devices.