

Overview

Steel City® fittings

01 Dependable pipe stop

Strong, thick protrusion that does not exceed thickness of EMT. Keeps forcefully inserted conduit from breaking through the opposite side of the coupling, while not interfering with the pulling of conductors

02 Heavy-duty thick steel body/glands with continuous threading

True hexagonal shape. The non-circular design has actual flats for gripping power using hand or tool force

03 Extra-thick electro-plated zinc finish

Ensures corrosion resistance while the clear chromate coating gives the fittings their quality shine and luster

04 Superior quality and design

Strict tolerances throughout fitting ensures a straight conduit run with no sagging over extreme lengths. Chamfered entry provides lead-in for conduit insertion

05 Dependable pipe stop

360° groove traveling the circumference ensures that conduit forcefully inserted won't break through to the opposite side of the fitting. Also, it does not exceed thickness of EMT and prevents interference with pulling conductors

06 Extra-large head

Accommodates Phillips, slotted and square drives

Enhanced locknut construction

Heavy-duty turned sharp teeth, double-threaded

Steel City® conduit fittings provide long-lasting service in commercial, industrial and residential construction. Our fittings are manufactured within strict tolerances to maintain consistent performance. Installers can be assured that every fitting with the Steel City® name will work every time. So when you select Steel City® Conduit Fittings, that means fewer headaches and call-backs.

Steel City® products symbolize the highest quality standards in manufacturing and innovative design, with one of the most complete offerings available. Contact an ABB distributor nearest you to select the right Steel City® product for your requirements.



Advantages of Steel City® conduit fittings

Compression fittings



01



02



03

Couplings and connectors



04



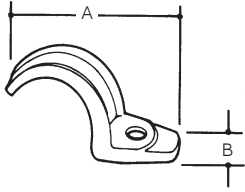
05



06

Rigid conduit/IMC fittings

Pipe Straps

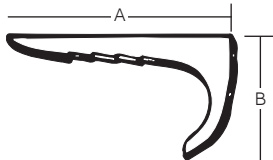


Pipe straps – malleable iron/zinc plated

Cat. No.	Screw Size	Conduit Size (in.)	Dimensions (in.)		Std. Ctn.
			A	B	
HS-400	10	3/8	1 ¹¹ / ₁₆	1 ⁷ / ₃₂	500
HS-401	1/4	1/2	2 ¹ / ₆₄	5/8	500
HS-402	1/4	3/4	2 ⁷ / ₁₆	1 ³ / ₁₆	500
HS-403	1/4	1	2 ⁷ / ₈	1 ⁵ / ₁₆	100
HS-404-SC	5/16	1 1/4	3 ⁵ / ₁₆	1 ¹ / ₃₂	100
HS-405	3/8	1 1/2	3 ³ / ₄	1 1/8	50
HS-406	1/2	2	4 ¹⁹ / ₃₂	1 ⁵ / ₁₆	25
HS-407	5/8	2 1/2	5 ¹¹ / ₁₆	1 ⁵ / ₈	25
HS-408	5/8	3	6 ⁷ / ₈	1 ⁷ / ₈	25
HS-409	5/8	3 1/2	7 ²³ / ₃₂	2 ¹ / ₈	10
HS-410	5/8	4	8 ⁹ / ₁₆	2 ³ / ₈	10
HS-411	5/8	5	10 ⁹ / ₃₂	2 ⁵ / ₈	5

Available in one-hole and two-hole in stainless steel.
Add SS suffix to catalog number for stainless steel.

Nail Strap



Nail strap – stamped steel/zinc plated

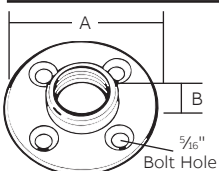
Cat. No.	Rigid/MC Size (in.)	EMT Size (in.)	Flex Size (in.)	Dimensions (in.)		Std. Ctn.
				A	B	
N-101-SC	–	1/2	3/8	2 ⁵ / ₃₂	1 ⁵ / ₆₄	1,000
N-102-SC	1/2	3/4	1/2	2 ⁵ / ₁₆	1 ⁷ / ₃₂	1,000
N-103-SC	3/4	1	–	2 ³ / ₈	1 ¹⁵ / ₃₂	1,000

Available in one-hole and two-hole in stainless steel.
Add SS suffix to catalog number for stainless steel.

Flange plates

Flange plates – malleable iron/zinc plated

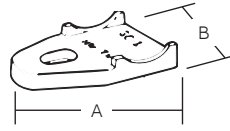
Cat. No.	Conduit		Dia. A (in.)	Depth B (in.)	Std. Ctn.
	Size (in.)	Size (in.)			
FP-401	1/2	3	0.625	50	
FP-402	3/4	3 ³ / ₈	0.656	50	
FP-403	1	3 ⁵ / ₈	0.765	50	
FP-404	1 1/4	4	0.875	25	
FP-405	1 1/2	4 ³ / ₈	0.937	25	
FP-406	2	4 ⁷ / ₈	0.843	25	



Pipe spacers

Pipe spacers for rigid/intermediate or thinwall – die-cast zinc

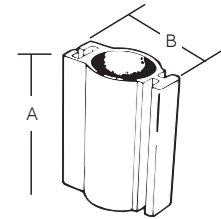
Cat. No.	Conduit		Dia. A (in.)	Depth B (in.)	Std. Ctn.
	Size (in.)	Size (in.)			
CB-201	1/2	2	1	1,000	
CB-202	3/4	2 ³ / ₈	1 ¹ / ₁₆	500	
CB-203	1	2 ³ / ₄	1 ⁵ / ₁₆	500	
CB-204	1 1/4	3 ³ / ₈	1 1/2	250	
CB-205	1 1/2	3 ¹³ / ₁₆	1 ⁵ / ₈	100	
CB-206	2	4 ¹ / ₂	2	50	



Rigid/intermediate space caps

Rigid/intermediate space caps – plastic

Cat. No.	Conduit Size (in.)	Dimensions (in.)		Std. Ctn.
		A	B	
BR-501	1/2	2 ¹⁵ / ₃₂	1 ²¹ / ₃₂	100
BR-502	3/4	2 ¹⁵ / ₃₂	1 ⁵⁵ / ₆₄	100
BR-503	1	2 ¹⁵ / ₃₂	2 ¹ / ₈	100
BR-504	1 1/4	2 ¹⁵ / ₃₂	2 ⁶¹ / ₆₄	100
BR-505	1 1/2	2 ¹⁵ / ₃₂	3 ¹³ / ₆₄	100



Snap-in blanks

Snap-in steel blanks - zinc plated

Cat. No.	Conduit		Diameter (in.)	Std. Ctn.
	Size (in.)	Size (in.)		
BL-111	1/2	1 ⁵ / ₆₄	1,000	
BL-112	3/4	1 1/4	1,000	
BL-113	1	1 1/2	1,000	
BL-114	1 1/4	1 ¹³ / ₁₆	500	
BL-115	1 1/2	2 ⁷ / ₃₂	500	
BL-116	2	2 ¹¹ / ₁₆	250	



Box spacer

Box spacer – die-cast zinc (1/4" space)

Cat. No.	Conduit Size (in.)	Dimensions (in.)		Std. Ctn.
		A	B	
BS 201	1/2	1 ¹ / ₈	1 ¹³ / ₃₂	500

