

Slide Dimmers & Fan Controls

Project Name:	Prepared By:
Project Number:	Date:
Catalog Number:	Type:

Description

Single Pole & 3-Way
600W/VA, 1000W/VA, 8A, 5A, 1.5A
Incandescent, Halogen, Magnetic Low-Voltage,
Fluorescent, Fan Control

Design features

- Preset feature allows user to return to previous light or fan setting when turning lights on
- Integrated full-slide control for easy, precise operation
- Preset versions can be wired as Single Pole or 3-Way
- Device can be wired into either 3-Way location (load side or line side).
- Green LED softly illuminates when device is off, acting as a night light (preset versions only).
- Incandescent and Magnetic Low-Voltage offered in single unit version on preset models
- Neutral is not required for installation of device
- Replaces a standard switch and offers dimming and/or fan speed control capabilities
- Square Law Dimming - perceived dimming level is proportional to the slider position
- Power failure memory
- Radio Frequency Interface filtering is standard on all models
- Electrostatic discharge protection
- Precise color matching
- Quiet Fan Speed Control version has special circuitry to reduce fan motor noise at low speeds
- Compatible with any decorator wallplate or screwless wallplate
- California Title 20 compliant



SI061



SFS5P



SFS5

EATON

Powering Business Worldwide

Table 1. Slide Dimmers & Fan Speed Controls, Back & Side Wire

Catalog No.	For Lamp Type(s) or Fan Control Type	Description	Rating	Color Suffix
<input type="checkbox"/> SI061__	Incandescent, Halogen	Dimmer, Single Pole Non-Preset	600W 120V/AC	A, B, BK, LA, V, W
<input type="checkbox"/> SI06P__	Incandescent, Halogen, Magnetic Low-Voltage	Dimmer, Single Pole & 3-Way, LED with Preset	600W/VA 120V/AC	A, B, BK, LA, V, W
<input type="checkbox"/> SI10P__	Incandescent, Halogen, Magnetic Low-Voltage	Dimmer, Single Pole & 3-Way, LED with Preset	1000W/VA 120V/AC	A, B, BK, LA, V, W
<input type="checkbox"/> SF8AP7__	Fluorescent (Mark 10®)	Dimmer, Single Pole & 3-Way, LED with Preset	8A 277V/AC	A, B, BK, LA, V, W
<input type="checkbox"/> SDC15__	Incandescent Quiet 3-Speed	Dual Dimmer, Single Pole & Fan Speed Control Combo	1.5A/300W 120V/AC	A, B, BK, LA, V, W
<input type="checkbox"/> SFS15P__	Quiet 3-Speed	Fan Speed Control, Single Pole & 3-Way with Preset	1.5A 120V/AC	A, B, BK, LA, V, W
<input type="checkbox"/> SFS5__	Fully Variable	Fan Speed Control, Single Pole	5A 120V/AC	A, B, BK, LA, V, W
<input type="checkbox"/> SFS5P__	Fully Variable	Fan Speed Control, Single Pole & 3-Way with Preset	5A 120V/AC	A, B, BK, LA, V, W

Compliances, specifications and availability are subject to change without notice.

Project Name:	Prepared By:
Project Number:	Date:
Catalog Number:	Type:

Applications

Eaton's Slide Dimmers provide full range classic linear-slide dimming for 600 & 1000W/VA incandescent, magnetic low-voltage, and 8A fluorescent lighting. These units are ideal for residential and light commercial applications and are compatible with Eaton's Decorator style devices and wallplates. Preset units feature a preset "ON/OFF" switch that automatically returns controlled light(s) to a preset level without disturbing the brightness level. Fan Speed Controls are also available for both full range and quiet stepped 3 speed applications. The line includes devices that are Single Pole (one location) and 3-Way (multi-location) along with a locator light on select models.

Table 2. Specifications

Catalog No.	SI06, SI10, SF8, SDC, SFS Series
Device Type	Slide Dimmers: SI06, SI10, SF8, SDC, SFS
Wiring Type	Back & side wire
Testing & Code Compliance	<ul style="list-style-type: none"> cULus Listed to UL1472, file no. E47967 NOM Certified California Title 20 compliant
Environmental Specifications	Flammability: Meets UL 94 requirements; V2 rated Temperature Rating: 0°C to 40°C (32°F to 104°F)
Electrical Specifications	Rating: 120V/AC 60 Hz Light Intensity Control: Full-range, continuously variable dimming Dimming Performance: Square Law Dimming curve Solid State Dimming Surge Protection: Meets ANSI/IEEE Std. C62.41-1980, tested to withstand voltage surges up to 6000V and current surges of up to 200A without damage Radio Frequency Interference: Designed to reduce interference with radio, audio and video equipment Power-failure Memory: Light or fan returns to same level prior to power interruption Lamp Ratings: Incandescent, Halogen, Magnetic Low-Voltage, Fluorescent
Mechanical Specifications	Wiring Types: Single Pole & 3-Way LED Indicators: Load status indicator Voltage Ratings: Permanently marked on device

Table 3. Materials

Catalog No.	SI06, SI10, SF8, SDC, SFS Series
Top Housing	Polycarbonate
Bottom Housing	Polycarbonate
Strap	Aluminum
Form Factor	Traditional
Finish	Gloss

De-Rating Chart	600W Models			1000W Models			Fluorescent Models		
	1-Gang	2-Gang	3-Gang	No Sides Removed	1 Side Removed	2 Sides Removed	No Sides Removed	1 Side Removed	2 Sides Removed
Incandescent	600W max.	500W max.	500W max.	1000W max.	850W max.	650W max.			
Magnetic Low-Voltage	600VA max.	500VA max.	500VA max.	1000VA max.	850VA max.	650VA max.			
Fluorescent							8.3A max.	6.6A max.	5.4A max.

Table 4. Color Ordering Information

For ordering devices, include Cat. No. followed by the color code: A (Almond), B (Brown), BK (Black), GY (Gray), LA (Light Almond), V (Ivory), W (White)

A	B	BK	GY	LA	V	W
(Almond)	(Brown)	(Black)	(Gray)	(Lt. Almond)	(Ivory)	(White)

Project Name:	Prepared By:
Project Number:	Date:
Catalog Number:	Type:

Product Dimensions

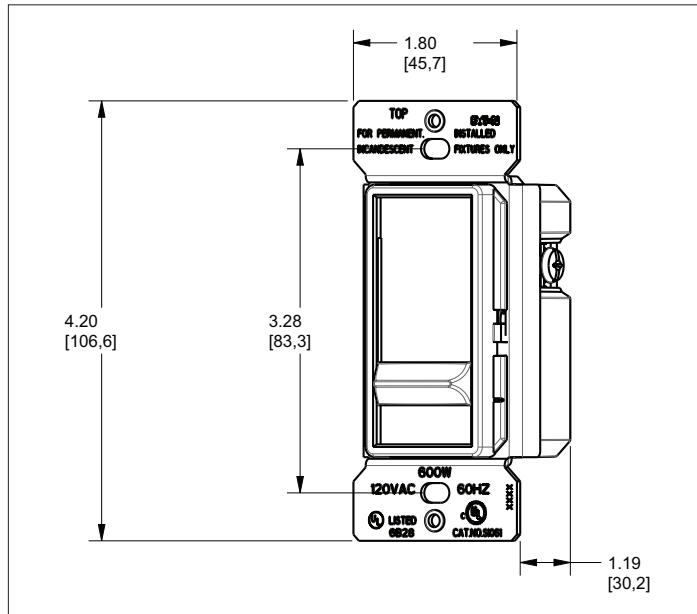
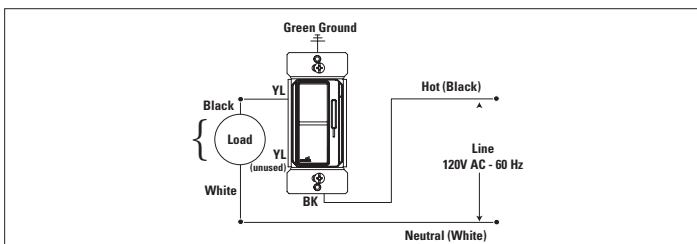


Figure 1. S1061 Line Art with Dimensions

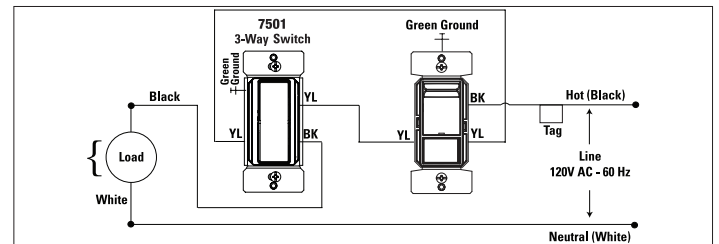
Wiring Diagrams

Single Pole Wiring Diagram, INC/MLV & Fan Speed



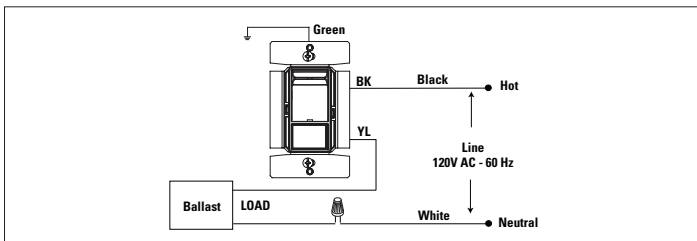
Note: Location of terminal screws are color-coded with "BK" or "YL"

3-Way Wiring Diagram, INC/MLV & Fan Speed



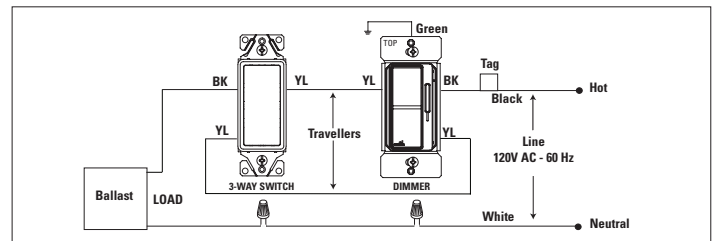
Note: 3-Way switch must be used at the other location.

Single Pole Wiring Diagram, Fluorescent



Note: Location of terminal screws are color-coded with "BK" or "YL".



3-Way Wiring Diagram, Fluorescent



Note: 3-Way switch must be used at the other location..

Project Name:	Prepared By:
Project Number:	Date:
Catalog Number:	Type:

Certifications & Compliances

Catalog No.			TITLE 20
SI061	•	•	•
SI06P	•	•	
SI10P	•	•	•
SF8AP7	•	•	•
SDC15	•	•	•
SFS15P	•	•	
SFS5	•	•	
SFS5P	•	•	

KEY:  cULus  NOM  Title 20 compliant

Compliances, specifications and availability are subject to change without notice.

Electrical Sector
203 Cooper Circle
Peachtree City, GA 30269
United States
Eaton.com
Eaton.com/wiringdevices

Electrical Sector
Canada Operations
5925 McLaughlin Road
Mississauga, Ontario, L5R 1B8
Canada
EatonCanada.ca
Eaton.com/wiringdevices

Electrical Sector
Mexico Operations
Carr. Tlalnepantla -
Cuautitlan Km 178 s/n
Col. Villa Jardin esq.
Cerrada 8 de Mayo
Cuautitlan, Mexico CP 54800
Mexico
Eaton.mx
Eaton.com/wiringdevices