

**XTPAXUTS****Shroud for Unused Terminals of Three-Phase Commoning Links**

For Use with...	Description	Pkg. Qty. ①	Catalog Number
Frame B XTPR	To cover unused terminals on three-phase commoning link. Protected against direct contact.	20	<b>XTPAXUTS</b>

**XTPAXIT****Incoming Terminals for Three-Phase Commoning Link ②**

For Use with...	Pkg. Qty. ①	Catalog Number
Frame B XTPR, XTPB	5	<b>XTPAXIT</b>

**Line-Side Adapters ③****XTPAXLSA**

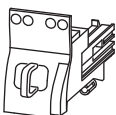
For Use with...	Catalog Number
Frame B XTPR to create a UL 508 Type E/F manual combination starter	<b>XTPAXLSA</b>

**XTPAXLSAD**

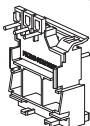
For Use with...	Catalog Number
Frame D XTPR to create a UL 508 Type E/F manual combination starter	<b>XTPAXLSAD ④</b>

**XTPAXIP2X**

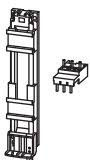
Reduced size Frame D XTPR to create a UL 508 Type E/F manual combination starter (not to be used with 3-phase commoning links)	<b>XTPAXIP2X</b>
--	------------------

**Combination Connection Kits****Non-Reversing Starters****XTPAXTPCB**

For Use with...	Description/Comprised of ...	Std. Pack ①	Catalog Number
XTPR...B + XTCE...B	Mechanical connection element for XTPR...B and contactor	1	<b>XTPAXTPCB</b>
	Main current wiring between XTPR...B and contactor in toolless plug connection	1	
	Use contactor auxiliary switch XTCEXFAT_. Control cable guidance: max. six cables up to 2.5 mm <sup>2</sup> external diameter or four cables up to 3.5 mm <sup>2</sup> external diameter.		

**XTPAXEMC\_**

XTPR...B + XTCE...B	Mechanical and electrical connection for XTPR...B and contactor	5	<b>XTPAXEMCB</b>
XTPR...B + XTCE...C		5	<b>XTPAXEMCC</b>

**XTPAXTPCD**

XTPR...D + XTCE...D	DIN rail adapter plate Main current wiring between XTPR and contactor	1	<b>XTPAXTPCD</b>
---------------------	--	---	------------------

**Notes**

- ① Orders must be placed in multiples of package quantity listed.
- ② For three-phase commoning link, protected against accidental contact,  $U_b = 690V$ ,  $I_b = 63A$ ;  
For conductor cross-sections: 2.5–25 mm<sup>2</sup> stranded; 2.5–16 mm<sup>2</sup> flexible with ferrules, AWG 14-6.
- ③ XTPAXLSA is for three-phase commoning link, finger and back-of-hand proof,  
 $U_b = 690V$ ,  $I_b = 60A$  for conductor cross sections: 2.5–25 mm<sup>2</sup> stranded,  
2.5–16 mm<sup>2</sup> flexible with ferrule, AWG 14-6.
- ④ XTPAXLSAD cannot be combined with three-phase commoning links. Conductor size 8 AWG–1/0.