



Powering Business Worldwide

## D TYPE CH LOADCENTER RATINGS:

Ref: 96-3666

Enclosure:	Indoor NEMA 1
Incoming Main:	Main Lug Only
Loadcenter Electrical Rating:	120/240 VAC, Three Phase
Bus Bar Ampere:	125 Amps Max
Number of Spaces & Circuits:	See Table on Page 2
Incoming Wire Range:	See Table on Page 2
Bus Bar Material:	Silver Plated Copper
Trim Type:	Ordered Separately (See Table on Page 2)
Trim Paint:	Sandalwood Brown
Short Circuit Rating:	See Branch Breaker Ratings
Box Dimensions:	14.3"W x 3.9"D x "A" (See Table on page 2)

## C FEATURES:

**Warranty** - Lifetime warranty on all CH Loadcenters and Breakers.

**Silver Flashed Copper Bus** - Provides superior conductivity, corrosion resistance, and durability

**Mechanical Trip Flag** - Trip indication on type CH Breakers (CHF)

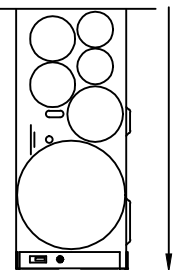
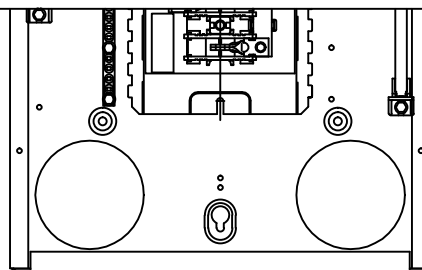
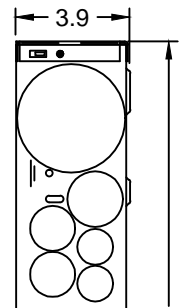
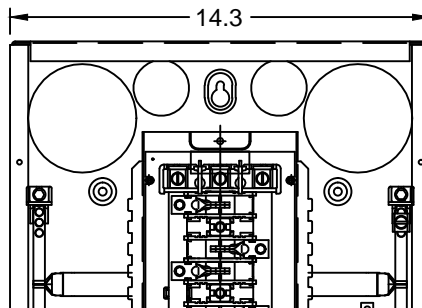

**Diagnostic LED** - CH AFCI Breakers include a diagnostic LED indication 1 of 7 trip codes

**Steel Backpan** - Provides solid, reliable breaker mounting

B **Split Neutral Bar Assembly** - Provides easier installation of line and load wires

## OPTIONAL ACCESSORIES:

Catalog Number	Description
GBK5	5 POS #14-4 Ground Bar
GBK10	10 POS #14-4 Ground Bar
GBK14	14 POS #14-4 Ground Bar
GBK21	21 POS #14-4 Ground Bar
NL20	Neutral/Ground Lug #2/0 max
CHFP	3/4" Filler Plate
CH125RB	Hold-down kit for Type CH breaker
CHSPT2ULTRA	Service Entrance Surge Protection (108kA/ph.)



A TITLE CH 3/4" LOADCENTER, MAIN LUG ONLY, INDOOR NEMA 1, 120/240 VAC, 3 PHASE		DRAFTER/DESIGNER M. Egan		DATE (YYYY/MM/DD) 2014/06/27	
EATON CORPORATION - CONFIDENTIAL AND PROPRIETARY NOTICE TO PERSONS RECEIVING THIS DOCUMENT AND/OR TECHNICAL INFORMATION THIS DOCUMENT, INCLUDING THE DRAWING AND INFORMATION CONTAINED THEREON, IS CONFIDENTIAL AND IS THE EXCLUSIVE PROPERTY OF EATON CORPORATION, AND IS MERELY ON LOAN AND SUBJECT TO RECALL BY EATON AT ANY TIME. BY TAKING POSSESSION OF THIS DOCUMENT, THE RECIPIENT ACKNOWLEDGES AND AGREES THAT THIS DOCUMENT CANNOT BE USED IN ANY MANNER ADVERSE TO THE INTERESTS OF EATON AND THAT NO PORTION OF THIS DOCUMENT MAY BE COPIED OR OTHERWISE REPRODUCED WITHOUT THE PRIOR WRITTEN CONSENT OF EATON. IN THE CASE OF CONFLICTING CONTRACTUAL PROVISIONS, THIS NOTICE SHALL GOVERN THE STATUS OF THIS DOCUMENT. © 2014 Eaton Corporation, All Rights Reserved		SIZE A	DRAWING NUMBER 98-1125	REVISION 001	UNLESS OTHERWISE SPECIFIED DIMENSIONS IN INCHES
		EATON		SCALE 1=6	SHEET 1 OF 2
3		2		DSD_AFM_PORT_ACAD_CUSTOMER.DWG	



Powering Business Worldwide

### LOADCENTER DETAILS

Catalog #	Dim "A"	Main Lug Amps	Spaces / Circuits	Wire Size Range Cu/Al 60°C or 75°C	Notes
CH12L3125B	16.75	125	12/12	#6-2/0	
CH18L3125C	21	125	18/18	#6-2/0	
CH24L3125C	21	125	24/24	#6-2/0	

### CH Loadcenter Covers

Flush Covers	Surface Covers
CH8BF	CH8BS
CH8CF	CH8CS

Note: Catalog Numbers may have additional characters at the end which describe alternate details, including but not limited to the following: S, F, W, G, GK, PK, PB, SF, RN, MI, V and #s. Contact sales for those specific details when necessary.

<b>TITLE</b> CH 3/4" LOADCENTER, MAIN LUG ONLY, INDOOR NEMA 1, 120/240 VAC, 3 PHASE		<b>DRAFTER/DESIGNER</b> M. Egan		<b>DATE (YYYY/MM/DD)</b> 2014/06/27	
EATON CORPORATION - CONFIDENTIAL AND PROPRIETARY NOTICE TO PERSONS RECEIVING THIS DOCUMENT AND/OR TECHNICAL INFORMATION THIS DOCUMENT, INCLUDING THE DRAWING AND INFORMATION CONTAINED THEREON, IS CONFIDENTIAL AND IS THE EXCLUSIVE PROPERTY OF EATON CORPORATION, AND IS MERELY ON LOAN AND SUBJECT TO RECALL BY EATON AT ANY TIME. BY TAKING POSSESSION OF THIS DOCUMENT, THE RECIPIENT ACKNOWLEDGES AND AGREES THAT THIS DOCUMENT CANNOT BE USED IN ANY MANNER ADVERSE TO THE INTERESTS OF EATON AND THAT NO PORTION OF THIS DOCUMENT MAY BE COPIED OR OTHERWISE REPRODUCED WITHOUT THE PRIOR WRITTEN CONSENT OF EATON. IN THE CASE OF CONFLICTING CONTRACTUAL PROVISIONS, THIS NOTICE SHALL GOVERN THE STATUS OF THIS DOCUMENT. © 2014 Eaton Corporation, All Rights Reserved		<b>SIZE</b> A	<b>DRAWING NUMBER</b> 98-1125	<b>REVISION</b> 001	
				UNLESS OTHERWISE SPECIFIED DIMENSIONS IN INCHES SCALE 1=1	
				SHEET 2 OF 2	