

## UNITRONIC® BUS CAN FD P

For CAN bus systems; continuous flex applications; 120 Ω

LAPP KABEL STUTTGART UNITRONIC® BUS CAN FD P



UNITRONIC® BUS CAN FD P is designed to the CAN open and ISO11898 standard. It is well suited for high-speed motion control and feedback loop applications, providing high reliability and efficient use of network bandwidth.

### Recommended applications

Motion control systems; assembly, welding, and material handling machines; single cable wiring of multi-input sensor blocks; smart sensors; pneumatic valves; barcode readers; drives and operator interfaces

### Rate table

Distance (m)	AWG	Max. rate
0 - 40	22	1 Mbps @ 40 m
40 - 300	22, 20	50 kbps @ 100 m
300 - 600	20	100 kbps @ 500 m
600 - 1000	19	50 kbps @ 1 km

#### Cable attributes

page 648

 OIL	OR-04	 FLAME	FR-02
 MOTION	CF-02	 MECH.	MP-05

### Construction

Conductors: finely stranded bare copper

Insulation: polyethylene

Shielding: tinned copper braid shield

Jacket: halogen-free polyurethane; violet

### Application advantage

- Designed for continuous flex applications
- Signal integrity in stationary motion applications
- Flame retardant
- Oil-resistant jacket
- Flexible for ease of routing

### Approvals



#### Complete the installation










SKINTOP®  
MS-SC  
page 522



EPIC® DATA  
connectors  
page 186

### Technical data

 <b>Minimum bend radius:</b>	15 x cable diameter	 <b>Nominal capacitance:</b>	18 pF/ft
 <b>Temperature range:</b>		 <b>Color code:</b>	DIN 47100: chart 8, page 682
- for installation:	-40°C to +80°C	- pair 1:	white & brown
- for continuous flexing:	-30°C to +70°C	- pair 2:	green & yellow
 <b>Nominal voltage:</b>	250V (not for power applications)	 <b>Approvals:</b>	UL: CMX Canada: c(UL) CMX
 <b>Characteristic impedance:</b>	120 Ω ± 15Ω		

Part Nnber	Conductor description	Nominal outer diameter in	Nominal outer diameter mm	Copper weight lbs/mft	Approx. weight lbs/mft	SKINTOP® MS-SC PG thread
2170272	24 AWG/1pr	0.252	6.4	16	27	53112210
2170273	24 AWG/2pr	0.331	8.4	22	44	53112220
2170275	22 AWG/1pr	0.268	6.8	22	40	53112210

Part Nnber	Conductor description	Nominal outer diameter in	Nominal outer diameter mm	Copper weight lbs/mft	Approx. weight lbs/mft	SKINTOP® MS-SC PG thread
2170276	22 AWG/2pr	0.378	9.6	35	59	53112230
2170278	20 AWG/1pr	0.315	8.0	28	50	53112220
2170279	20 AWG/2pr	0.426	10.8	40	67	53112230



800.633.6339 • www.lapptannehill.com

Recommended SKINTOP® assumes minimal OD variance. Additional configurations are available; please see our SKINTOP® section.  
If not otherwise specified, all values relating to the product are nominal values.  
Photographs are not to scale and are not true representations of the products in question.