

CXL 2 p fibre optics + 4 p 10A max - 25V/0,8kV/3 + ⊕ opt. DESINA®

enclosures: page:
 size "21.21"
 insulating type 346 - 348
 metallic type 353

inserts, crimp connections



10A crimp contacts silver and gold plated



description	part No.	part No.
-------------	----------	----------

inserts for fixed enclosures, complete with electro-optical interface ¹⁾
 without contacts (to be ordered separately)

socket inserts for female contacts **CXL 2/4 SF**
 plug inserts for male contacts **CXL 2/4 SM**

without electro-optical interface for housings
 without contacts (to be ordered separately)

socket inserts for female contacts **CXL SF**
 plug inserts for male contacts **CXL SM**

10A female contacts

0,14-0,37 mm ²	AWG 26-22	identification No. 1
0,5 mm ²	AWG 20	identification No. 2
0,75 mm ²	AWG 18	identification No. ②
1 mm ²	AWG 18	identification No. 3
1,5 mm ²	AWG 16	identification No. 4
2,5 mm ²	AWG 14	identification No. 5

silver plated
 CDFA 0.3
 CDFA 0.5
 CDFA 0.7
 CDFA 1.0
 CDFA 1.5
 CDFA 2.5

gold plated⁺
 CDFD 0.3
 CDFD 0.5
 CDFD 0.7
 CDFD 1.0
 CDFD 1.5
 CDFD 2.5

10A male contacts

0,14-0,37 mm ²	AWG 26-22	identification No. 1
0,5 mm ²	AWG 20	identification No. 2
0,75 mm ²	AWG 18	identification No. ②
1 mm ²	AWG 18	identification No. 3
1,5 mm ²	AWG 16	identification No. 4
2,5 mm ²	AWG 14	identification No. 5

silver plated
 CDMA 0.3
 CDMA 0.5
 CDMA 0.7
 CDMA 1.0
 CDMA 1.5
 CDMA 2.5

gold plated⁺
 CDMD 0.3
 CDMD 0.5
 CDMD 0.7
 CDMD 1.0
 CDMD 1.5
 CDMD 2.5

¹⁾ fitted with IDC connector for TTL to bus connection ribbon cable

- characteristics according to EN 61984:

10A 25V 0,8kV 3

- certified

- rated voltage according to UL/CSA: 600V

- insulation resistance: ≥ 10 GΩ

- data baud rate: up to 12 MBit/s

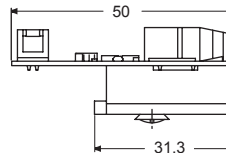
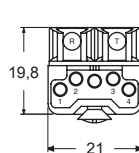
- temperature range: from -40 °C to +70 °C

- contact resistance: ≤ 3 mΩ

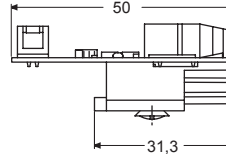
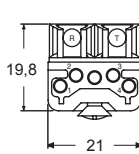
- inserts already supplied with stainless steel fixing screw with gasket, which ensures IP66/IP67/IP69 degree of protection

- **it is recommended to crimp the contacts with crimping tools homologated by ILME** (please see the crimping tool section 10A contacts, CDF and CDM series on pages 708 - 741)

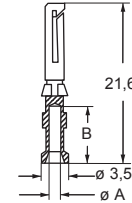
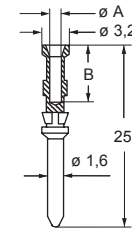
CXL 2/4 SM



CXL 2/4 SF



CDF and CDM



CDF and CDM contacts

conductor section mm ²	conductor slot ø A (mm)	conductors stripping length B (mm)
0,14-0,37	0,9	8
0,5	1,1	8
0,75	1,3	8
1,0	1,45	8
1,5	1,8	8
2,5	2,2	6

⁺ for basic or high thickness gold plating, please refer to page 674