

# RM35ATL0MW

Harmony, Modular temperature control relay, 5 A ,  
1 CO, 24..240 V AC/DC

Product availability : Non-Stock - Not normally stocked in distribution facility



Price\* : 141.00 USD



## Main

Range of product	Harmony Control Relays
Product or component type	Temperature control relay
Relay type	Temperature control relays
Product specific application	For elevator machine rooms and 3-phase supplies
Relay name	RM35AT
Relay monitored parameters	Undertemperature: -1...11°C Overtemperature: 34...46°C
Time delay range	0.1...10 s adjustable 0...10 % of the full scale value)
Switching capacity in VA	1250 VA
Minimum switching current	10 mA 5 V DC
Maximum power consumption in VA	3.5 VA AC
Utilisation category	AC-12 IEC 60947-5-1 AC-13 IEC 60947-5-1 AC-14 IEC 60947-5-1 AC-15 IEC 60947-5-1 DC-12 IEC 60947-5-1 DC-13 IEC 60947-5-1 DC-14 IEC 60947-5-1

## Complementary

Reset time	8 s
Maximum switching voltage	250 V AC/DC
[Us] rated supply voltage	24...240 V AC/DC
[Us] rated supply voltage	24...240 V AC/DC
Supply voltage limits	20.4...264 V AC 21.6...264 V DC
Maximum power consumption in W	0.6 W DC

\* Price is "List Price" and may be subject to a trade discount – check with your local distributor or retailer for actual price.

Resistance across terminals	1.33 kOhm temperature
Width	1.38 in (35 mm)
Output contacts	1 C/O
Contacts material	Cadmium free
Nominal output current	5 A
Delay at power up	0.2 s
Measurement accuracy	+/- 2 °C
Response time	<= 3.5 s + Tt (in case of temperature fault) <= 3.5 s (on disappearance of fault)
Temperature probe type	Pt 100 - 3-wire
Installed device	Pt 100 probe cable length <= 10 m
Marking	CE : EMC 89/336/EEC CE : 73/23/EEC
Overvoltage category	III IEC 60664-1
Insulation resistance	> 500 MOhm 500 V DC between supply and relay output IEC 60255-5 > 500 MOhm 500 V DC between measurement and relay output IEC 60664-1 > 1 MOhm 500 V DC between supply and measurement IEC 60255-5 > 500 MOhm 500 V DC between supply and relay output IEC 60664-1 > 500 MOhm 500 V DC between measurement and relay output IEC 60255-5 > 1 MOhm 500 V DC between supply and measurement IEC 60664-1
[Ui] rated insulation voltage	250 V IEC 60664-1
Operating voltage tolerance	- 10 % + 10 % Un DC - 15 % + 10 % Un AC
Supply frequency	50/60 Hz +/- 10 %
Insulation	Galvanic insulation between supply and measurement
Operating position	Any position without derating
Connections - terminals	Screw terminals, 1 x 0.5...1 x 4 mm² AWG 20...AWG 11) solid without cable end Screw terminals, 2 x 0.5...2 x 2.5 mm² AWG 20...AWG 14) solid without cable end Screw terminals, 1 x 0.2...1 x 2.5 mm² AWG 24...AWG 12) flexible with cable end Screw terminals, 2 x 0.2...2 x 1.5 mm² AWG 24...AWG 16) flexible with cable end
Tightening torque	5.31...8.85 lbf.in (0.6...1 N.m) IEC 60947-1
Housing material	Self-extinguishing plastic
Local signalling	1 LED Green power ON 1 LED Yellow correct temperature (high R1) 1 LED Yellow correct temperature (low R2)
Mounting support	35 mm symmetrical DIN rail conforming to EN/IEC 60715
Electrical durability	100000 cycles
Mechanical durability	30000000 cycles
Operating rate	<= 360 operations/hour full load

## Environment

Immunity to microbreaks	10 ms
Electromagnetic compatibility	Emission standard for industrial environments EN/IEC 61000-6-4 Emission standard for residential, commercial and light-industrial environments EN/IEC 61000-6-3 Immunity for industrial environments NF EN/IEC 61000-6-2
Standards	IEC 60255-6 NF EN 60255-6
Product certifications	GOST GL C-tick UL CSA
Ambient air temperature for storage	-40...158 °F (-40...70 °C)
Ambient air temperature for operation	-4...122 °F (-20...50 °C)
Vibration resistance	0.35 mm 5...57.6 Hz)IEC 60068-2-6/IEC 60255-21-1 1 gn 57.6...150 Hz)IEC 60068-2-6/IEC 60255-21-1
Shock resistance	15 gn 11 ms IEC 60255-21-1
IP degree of protection	IP20 IEC 60529 terminals) IP30 IEC 60529 casing)

Pollution degree	3 IEC 60664-1
Dielectric test voltage	2 kV AC 50 Hz, 1 min
Non-dissipating shock wave	4 kV

### Ordering and shipping details

Category	22380 - RELAYS-MEASUREMENT (RM17-RM35)
Discount Schedule	CP2
GTIN	03389119405164
Nbr. of units in pkg.	1
Package weight(Lbs)	4.48 oz (127 g)
Returnability	No
Country of origin	ID

### Packing Units

Unit Type of Package 1	PCE
Package 1 Height	3.15 in (8 cm)
Package 1 width	1.81 in (4.6 cm)
Package 1 Length	3.82 in (9.7 cm)
Unit Type of Package 2	S03
Number of Units in Package 2	48
Package 2 Weight	14.84 lb(US) (6.732 kg)
Package 2 Height	11.81 in (30 cm)
Package 2 width	11.81 in (30 cm)
Package 2 Length	15.75 in (40 cm)

### Offer Sustainability

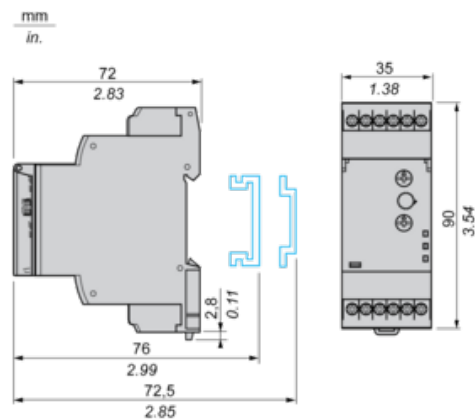
Sustainable offer status	Green Premium product
California proposition 65	WARNING: This product can expose you to chemicals including: Lead and lead compounds, which is known to the State of California to cause cancer and birth defects or other reproductive harm. For more information go to <a href="http://www.P65Warnings.ca.gov">www.P65Warnings.ca.gov</a>
REACH Regulation	<a href="#">REACH Declaration</a>
EU RoHS Directive	Pro-active compliance (Product out of EU RoHS legal scope) <a href="#">EU RoHS Declaration</a>
Mercury free	Yes
RoHS exemption information	<a href="#">Yes</a>
China RoHS Regulation	<a href="#">China RoHS declaration</a>
Environmental Disclosure	<a href="#">Product Environmental Profile</a>
Circularity Profile	<a href="#">End of Life Information</a>
WEEE	The product must be disposed on European Union markets following specific waste collection and never end up in rubbish bins.

### Contractual warranty

Warranty	18 months
----------	-----------

## Temperature Control Relays for Elevator Machine Rooms and 3-Phase Supplies

### Dimensions and Mounting

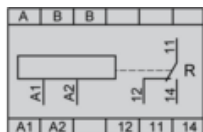


---

## Temperature Control Relays for Elevator Machine Rooms and 3-Phase Supplies

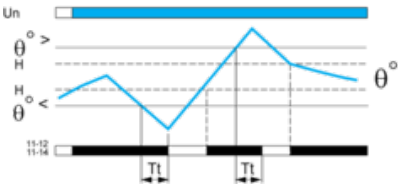
---

### Wiring Diagram



Function Diagram

Temperature Control by PT 100 Probe



Legend

Tt Time delay after crossing of the temperature threshold

Un Supply voltage

$\theta^\circ$  Temperature monitored

$\theta^\circ >$  High temperature threshold

$\theta^\circ <$  Low temperature threshold

H Hysteresis

11-12, 11-14 Output relay connections

Relay status: black color = energized.