

FDNL-XSG16-ST



This station provides a connection for up to sixteen I/O points. There are two I/O points per connector. Each connector can support two inputs or two outputs, or one input and one output. This extremely flexible station can have any mixture of inputs and outputs.

The FDNL-XSG16-ST station is designed to be mounted directly on motor control enclosures. Once mounted, the I/O, power and DeviceNet™ signals are available both inside the enclosure and outside the enclosure. Inside the enclosure the signals are accessed via removable screw terminals on the back of the station. Outside the enclosure the signals are accessed via **euromast**® or **minifast**® connectors on the front of the station.

To use an I/O point as an input, simply leave the corresponding output OFF. The I/O point LED will turn green to indicate that the sensor is ON.

To use an I/O point as an output, simply turn on the corresponding output bit. The output will switch high and the I/O LED will turn green. Note that this will in turn cause the corresponding input bit to turn on. If the corresponding input does not turn on, the output is shorted.

Because the inputs and outputs are powered off the same circuit, this station is not recommended for E-stop outputs.

The node address can be set using the rotary switches located under the device cover or through software node commissioning. The unit automatically detects the communication rate.

The FDNL-XSG16-ST supports explicit messaging, polled, change of state, and cyclic I/O messages. These connections are established through UCMM or predefined master/ slave connection set.

Recommended Cordsets:

Bus line: RSM RKM 579-*M

Inputs / Outputs: VBRS 4.4-2RK 4T-*/* or RK 4.4T-*RS 4.4T

FDNL-XSG16-ST

- Extremely flexible DeviceNet™ station
- 16 inputs or outputs

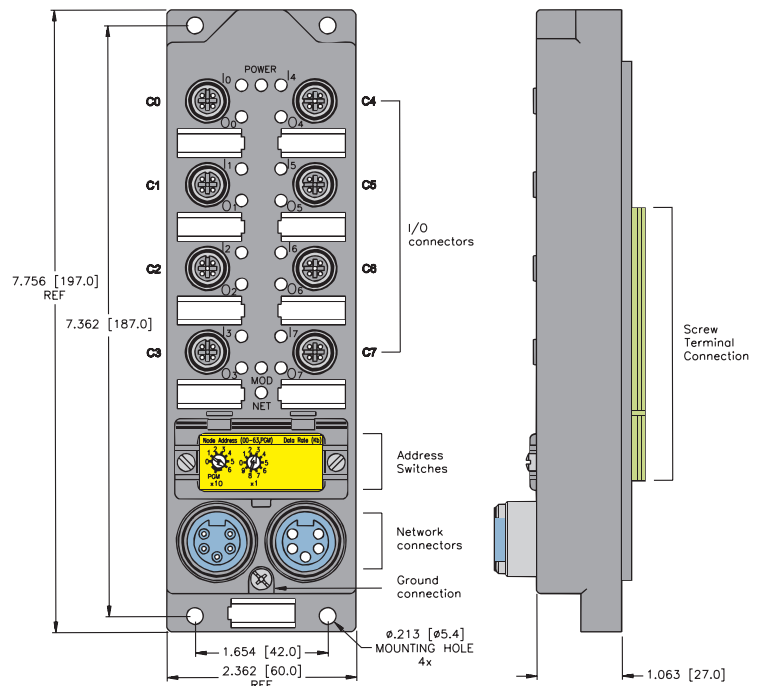
Applications

- For wet or dry environments
- For use with sixteen 3-wire proximity and photoelectric sensors or 16 discrete actuators

Features

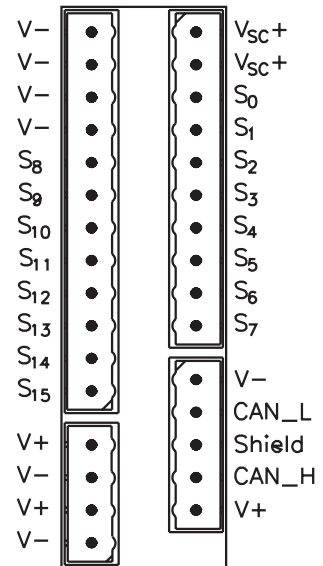
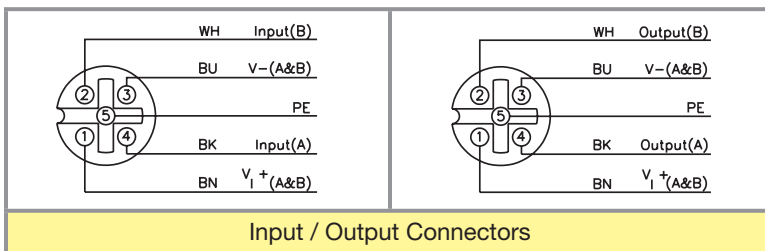
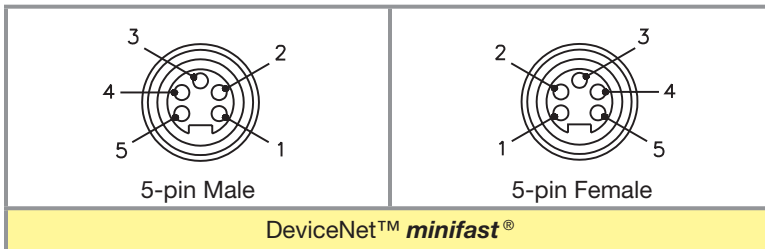
- PNP short-circuit protected inputs
- 0.5 amp short-circuit protected outputs
- Glass filled nylon with nickel plated brass connectors
- Rotary address switches

Dimensions



FDNL-XSG16-ST

Connectors



Removable Screw Terminals

I/O Data Mapping

Item Number F2026
Product Type / Code: 7/2026

Input Data	Byte	Bit 7	Bit 6	Bit 5	Bit 4	Bit 3	Bit 2	Bit 1	Bit 0
	0	I-7	I-6	I-5	I-4	I-3	I-2	I-1	I-0
	1	I-15	I-14	I-13	I-12	I-11	I-10	I-9	I-8
2	IGS	OGS	-	-	-	-	-	-	
Output Data	Byte	Bit 7	Bit 6	Bit 5	Bit 4	Bit 3	Bit 2	Bit 1	Bit 0
	0	O-7	O-6	O-5	O-4	O-3	O-2	O-1	O-0
	1	O-15	O-14	O-13	O-12	O-11	O-10	O-9	O-8

Abbreviations

I = Input Data (0=OFF, 1=ON)
IGS = Input Group Status (0=Working, 1=Fault)
O = OutputData (0=OFF, 1=ON)
OGS = Output Group Status (0=Working, 1=Fault)

Module Specifications

Supply Voltage

Bus Power	11-26 VDC
Internal Current Consumption	<75 mA (from bus power)
Auxiliary Power	18-26 VDC

FDNL-XSG16-ST

Input Circuits

(8) PNP 3-wire sensors or dry contacts

Input Voltage (V+)	13-26 VDC (from bus power)
Input Short-Circuit (V+)	700 mA (total)
Input Signal Current (I)	OFF <2 mA
	ON 3.0-3.4 mA at 24 VDC
Input Delay	2.5 ms

Output Circuits

Output Voltage	18-26 VDC (from bus power)
Output Load Current	0.5 A per output (from bus power)
Open Circuit Current	<1mA per output
Maximum Switching Frequency	100 Hz

I/O LED Indications

Off = Not active
 Green = Active

Module Status LED

Off = Power off
 Green = Operating
 Flashing Green = Autobaud
 Flashing Red = I/O Short

Network Status LED

Off = No connection
 Green = Established connection
 Flashing green = Ready for connection
 Flashing red = Connection time-out
 Red = Connection not possible

Auxiliary Power Status LED

Off = Power off
 Green = Power on

Address

0-63
 Address from internal EEPROM (rotary switch must be in PGM position)

Housing (mm)

Material	Glass-filled nylon, nickel plated brass connectors
Enclosure	NEMA 1, 3, 4, 6, 6P, 12, 14 and IEC IP 67, 68, and 69K
Operating Temperature	-40° to +70°C (-40° to 158° F)