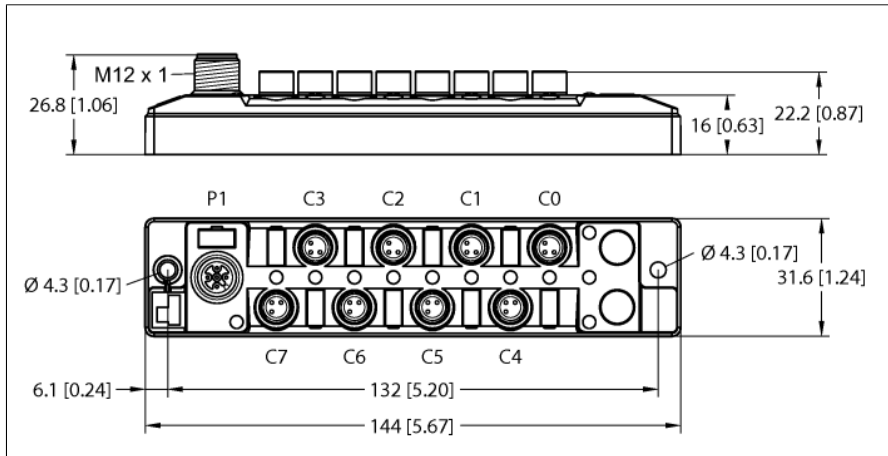



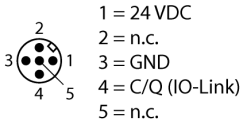

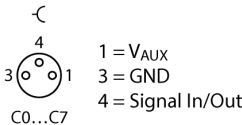
I/O Hub for connection of digital signals to IO-Link Master
8 universal digital channels, 8 M8 ports
TBIL-S3-8DXP



Type designation	TBIL-S3-8DXP
Ident-No.	100002595
Supply	
Supply voltage	24
Admissible range	18...30 VDC
Operating current	120 mA
Sensor/Actuator supply V_{AUX1}	Class A supply from V1 Short-circuit proof, 4 A per port
Power dissipation, typical	≤ 3.2 W
Digital inputs	
Number of channels	8
Connectivity inputs	M8
Type of input diagnostics	Channel diagnostics
Low level signal voltage	-3...5 VDC (EN 61131-2, type 1 and 3)
High level signal voltage	11...30 VDC (EN 61131-2, type 1 and 3)
Input delay	0.010 ms
Sensor supply	C0–C3, C4–C7 max 0.5 A per group
Max. input current	15 mA
Digital outputs	
Number of channels	8
Connectivity outputs	M8
Output type	PNP
Type of output diagnostics	Channel diagnostics
Output current per channel	0.5 A
Output delay	0.35 ms
Load type	resistive, inductive, lamp load
Short-circuit protection	yes
Electrical isolation	500 VDC
IO-Link	
Connectivity IO-Link	1 x M12
IO-Link specification	Specified acc. to version 1.1
IO-Link port type	Class A
Frame type	2.6
Transmission rate	COM 2 / 38.4 kbps, COM 3 / 230.4 kbps
Programming	FDT/DTM
General Information	
Dimensions (W x L x H)	32 x 144.3 x 32mm
Operating temperature	-40...70 °C
Storage temperature	-40...85 °C
Protection class	IP69K IP67 IP65
Housing material	PA6-GF30
Housing color	Black
Mounting	2 mounting holes □ 4.6 mm

I/O Hub for connection of digital signals to IO-Link Master
8 universal digital channels, 8 M8 ports
TBIL-S3-8DXP

Pinning and wiring diagram

	<p>Accessories</p> <p>Suitable IO-Link cables (Example): 2 m: RK 4T-2-RS 4T (Ident. no. U2151-3) 5 m: RK 4T-5-RS 4T (Ident. no. U2158-15) Further lengths and variants in the product catalog or on request</p> <p>Suitable IO-Link masters (Example): BL20-E-4IOL (Ident. no. 6827385) BL67-4IOL (Ident. no. 6827386) SDPX-IOL4-0001 (Ident. no. 6825480) Further types in the product catalog or on request</p>	<p>M12 × 1 IO-Link</p>  <p>1 = 24 VDC 2 = n.c. 3 = GND 4 = C/Q (IO-Link) 5 = n.c.</p>
	<p>Accessories</p> <p>Suitable Sensor supply cables (Example): 2 m: PKG 3M-2-PSG 3M Ident. no. (U2515-20) 5 m: PKG 3M-5-PSG 3M Ident. no. (U2516-35) Further lengths and variants in the product catalog or on request</p>	<p>M8 × 1 I/O port</p>  <p>1 = V_{AUX} 3 = GND 4 = Signal In/Out C0...C7</p>

I/O Hub for connection of digital signals to IO-Link Master

8 universal digital channels, 8 M8 ports

TBIL-S3-8DXP

Module LED status

LED indicator	Color	Status	Description
IO-Link	Green	OFF	Power off
		Flashing	IO-Link communication OK, valid process data is being sent or received
	Red	ON	IO-Link communication or module error
		Flashing	IO-Link communication OK, invalid process data or diagnosis enabled

I/O LED Status

LED indicator	Color	Status	Description
Cx – Cx	Green	ON	Input or output active
		Flashing	Power overload at the corresponding port. Both port LEDs are flashing.
	Red	ON	Output active with overload/short circuit
		OFF	Input or output inactive

Cx = Port No.