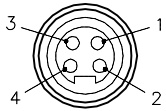


## FEMALE END VIEW



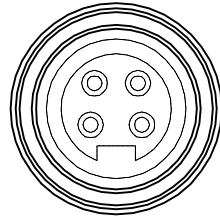
- 1 = BLUE (- VOLTAGE)  
2 = BROWN (+ VOLTAGE)  
3 = BARE (SHIELD)  
4 = GREEN/YELLOW (GROUND)



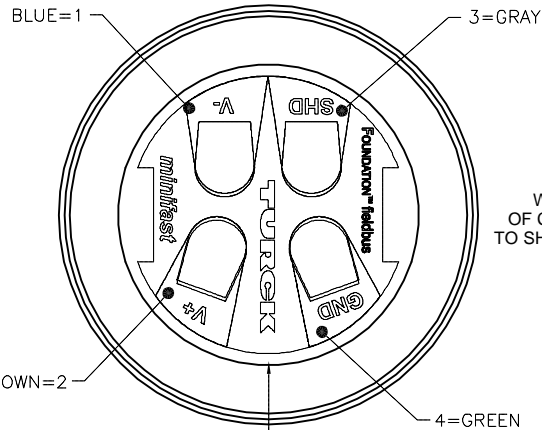
FOUNDATION™  
fieldbus

## SPECIFICATIONS

CONTACT MATERIAL/PLATING	BRASS/GOLD
CONTACT CARRIER MATERIAL/COLOR	PLASTIC, TPU/BLACK
CABLE GRIP MATERIAL/COLOR	PLASTIC, PA/BLACK
COUPLING NUT MATERIAL	ANODIZED ALUMINUM
SEAL MATERIAL	PLASTIC, NBR
SCREW-IN THREAD SEAL MATERIAL	PLASTIC, NBR
DEGREE OF PROTECTION	IP67
CABLE GRIP RANGE	ø6-8mm
SCREW-IN THREAD	PG 9
RATED VOLTAGE [V]	250 V MAX.
INSULATION RESISTANCE	≥ 10 Ω <sup>9</sup>
RATED CURRENT [A]	9.0 A
FORWARD RESISTANCE	≤ 5 mΩ
TEMPERATURE RATING	-40°C to +90°C (-40°F to +194°F)

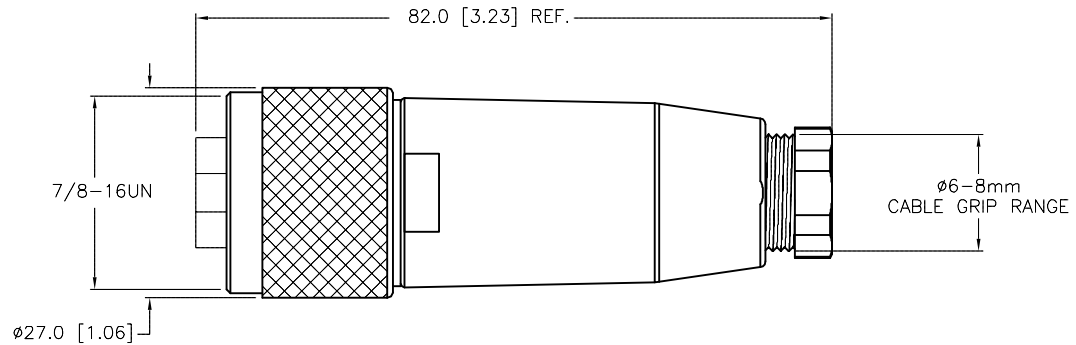


(SCALE 2:1)



WIRE SIDE VIEW  
OF CONTACT HOLDER  
TO SHOW LABEL DETAILS

LABEL ORIENTATION  
TO KEYWAY



## NOTES:

1. "/C1265" DESIGNATES ADDING PART NUMBERS:

10163216 PINCH RING, PG9, 8.5MM  
10163225 PRESSING SCREW, PG9, 8.5MM

TO BOM AND RE-PACKAGE.

SOURCE DRAWING - FOR REFERENCE ONLY

RELATED DOCUMENTS		3RD ANGLE PROJECTION		<div>THIS DRAWING IS CONFIDENTIAL AND THE PROPERTY OF TURCK INC. USE OF THIS DOCUMENT WITHOUT WRITTEN PERMISSION IS PROHIBITED.</div> <div>TURCK</div>		3000 CAMPUS DRIVE MINNEAPOLIS, MN 55441 1-800-544-7769 (763) 553-7300 (763) 553-0708 fax www.turck.us	
1. 2. 3. 4.							
MATERIAL		DRFT RDS		DATE 05/16/08		DESCRIPTION BK 4140-0/9/C1265/FF	
SEE SPECIFICATIONS		APVD		SCALE 1=1.0			
FINISH		UNIT OF MEASUREMENT MILLIMETER [ INCH ]		IDENTIFICATION NO. U2-13609		REV B	
SEE SPECIFICATIONS							
		CONTACT TURCK FOR MORE INFORMATION		DO NOT SCALE THIS DRAWING		FILE: U2-13609	
						SHEET 1 OF 1	

B	UPDATE LABEL VIEW TO SHOW LABEL ORIENTATION TO KEYWAY	WDS	04/08/13	41583
REV	DESCRIPTION	BY	DATE	ECO. NO.