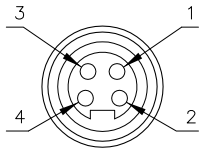


FEMALE END VIEW

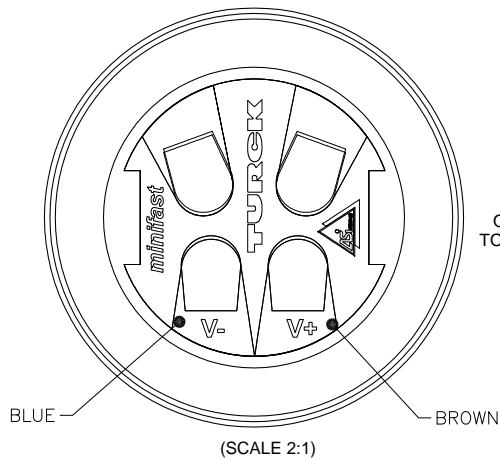

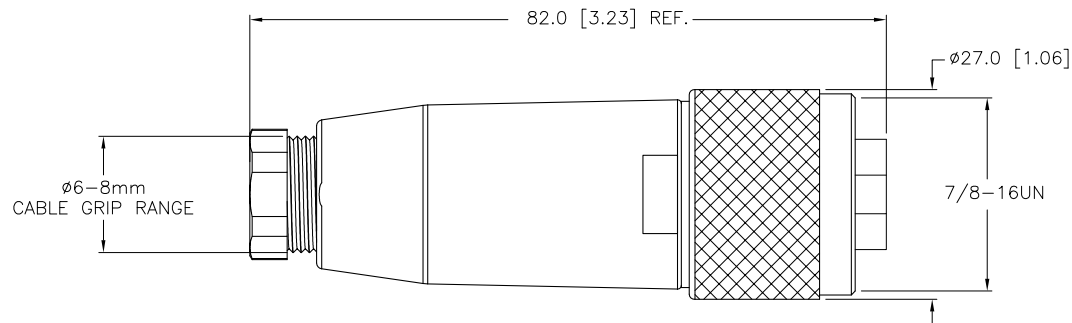


- 1 = BROWN (+ VOLTAGE)
2 = N/C
3 = BLUE (- VOLTAGE)
4 = N/C



SPECIFICATIONS

CONTACT MATERIAL/PLATING	BRASS/GOLD
CONTACT CARRIER MATERIAL/COLOR	PLASTIC, TPU/BLACK
CABLE GRIP MATERIAL/COLOR	PLASTIC, PA/BLACK
COUPLING NUT MATERIAL	ANODIZED ALUMINUM
SEAL MATERIAL	PLASTIC, NBR
SCREW-IN THREAD SEAL MATERIAL	PLASTIC, NBR
DEGREE OF PROTECTION	IP67
CABLE GRIP RANGE	ø6-8mm
SCREW-IN THREAD	PG 9
RATED VOLTAGE [V]	250 V MAX.
INSULATION RESISTANCE	$\geq 10 \Omega^9$
RATED CURRENT [A]	9.0 A
FORWARD RESISTANCE	$\leq 5 \text{ m}\Omega$
TEMPERATURE RATING	-40°C to +90°C (-40°F to +194°F)



WIRE SIDE VIEW
OF CONTACT HOLDER
TO SHOW LABEL DETAILS

SOURCE DRAWING - FOR REFERENCE ONLY

RELATED DOCUMENTS		3RD ANGLE PROJECTION		THIS DRAWING IS PROPERTY OF TURCK INC. USE OF THIS DOCUMENT WITHOUT WRITTEN PERMISSION IS PROHIBITED.		<div>TURCK inc</div> <div>High Technology Sensors and Automation Controls</div>		3000 CAMPUS DRIVE MINNEAPOLIS, MN 55441 1-800-544-7769 (763) 553-7300 (763) 553-0708 fax turck.com	
1. 2. 3. 4.				DRFT RDS		DATE 05/16/08		DESCRIPTION BK 4140-0/9/ASI	
MATERIAL SEE SPECIFICATIONS		ALL DIMENSIONS DISPLAYED ON THIS DRAWING ARE FOR REFERENCE ONLY		DSGN		SCALE 1=1.0			
FINISH SEE SPECIFICATIONS				UNIT OF MEASUREMENT MILLIMETER [INCH]		IDENTIFICATION NO. U2-13619		REV A	
						DO NOT SCALE THIS DRAWING		FILE: U2-13619	