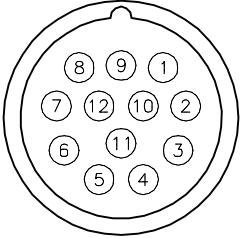
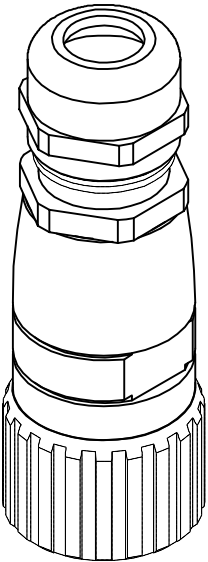
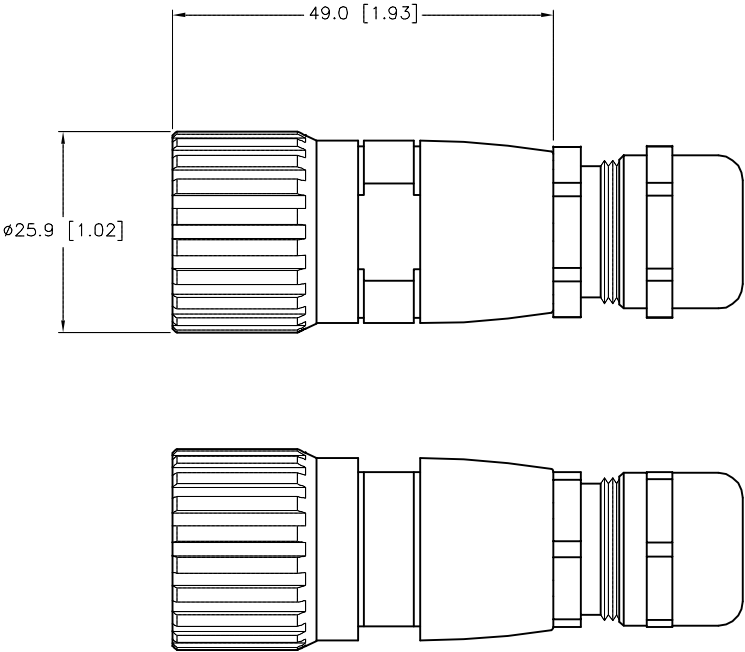


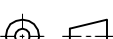
FEMALE END VIEW	SPECIFICATIONS	
	CONTACT CARRIER MATERIAL/COLOR	PBT OR NYLON/GRAY
	CONTACT MATERIAL/PLATING	BRASS/GOLD
	COUPLING NUT MATERIAL/PLATING	BRASS/NICKEL
	GASKET	PERBUNAN OR FLUOR RUBBER
	RATED CURRENT [A]	8.0 A
	RATED VOLTAGE [V]	300 V
	MAX. CONDUCTORS SIZE	12/18 AWG
	TERMINATION METHOD	SOLDER
	TEMPERATURE	−40°C to 125°C (−40°F to 257°F)
	PROTECTION CLASS	IEC IP 65
	CABLE GRIP RANGE	4mm (.157") TO 10mm (.394")



SOURCE DRAWING - FOR REFERENCE ONLY

NOTES:

1. USE TOOL PART NUMBER "CK-TOOL" TO AID WITH ASSEMBLY OF FIELD-WIREABLE

<div>NOTES:</div> <div>1. USE TOOL PART NUMBER "CK-TOOL" TO AID WITH ASSEMBLY OF FIELD-WIREABLE</div>					RELATED DOCUMENTS		3RD ANGLE PROJECTION		THIS DRAWING IS CONFIDENTIAL AND THE PROPERTY OF TURCK INC. USE OF THIS DOCUMENT WITHOUT WRITTEN PERMISSION IS PROHIBITED.		<div>3000 CAMPUS DRIVE MINNEAPOLIS, MN 55441 1-800-544-7769 (763) 553-7300 (763) 553-0708 fax www.turck.us</div> <div>TURCK</div>									
					1.															
					2.															
					3.															
					4.															
MATERIAL					ALL DIMENSIONS DISPLAYED ON THIS DRAWING ARE FOR REFERENCE ONLY		DRFT		RWC		DATE 05/04/07		DESCRIPTION CK 12-0/CW							
							APVD				SCALE 1 = 1.0									
FINISH					CONTACT TURCK FOR MORE INFORMATION		UNIT OF MEASUREMENT MILLIMETER [INCH]						IDENTIFICATION NO.		REV					
													U2-11924		C					
C		ADD NOTES			RDS		10/09/20		76214											
REV		DESCRIPTION			BY		DATE		ECO NO.		DO NOT SCALE THIS DRAWING						FILE: U2-11924		SHEET 1 OF 1	