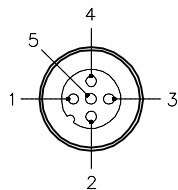
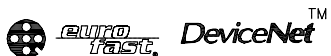


MALE END VIEW

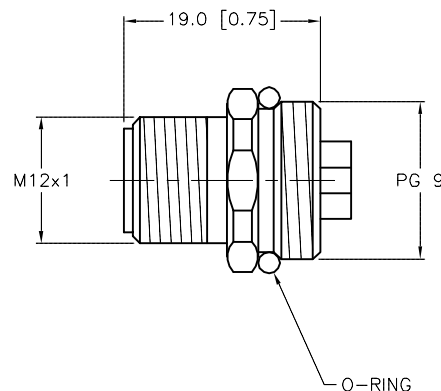
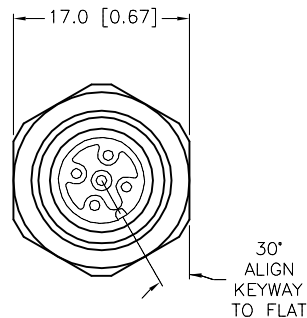


- 1 = (SHIELD)
- 2 = (+ VOLTAGE)
- 3 = (- VOLTAGE)
- 4 = (CAN_H)
- 5 = (CAN_L)



SPECIFICATIONS

CONTACT CARRIER MATERIAL/COLOR	NYLON OR TPU/BUE-GRAY
CONTACT MATERIAL/PLATING	BRASS/GOLD
HOUSING, LOCKNUT MATERIAL/FINISH	STAINLESS STEEL/PASSIVATED
O-RING MATERIAL	NITRILE
RATED CURRENT [A]	4.0 A
RATED VOLTAGE [V]	250 V
CONDUCTORS	SOLDER CUPS, 20 AWG MAX
TEMPERATURE RANGE	-40°C to +105°C (-40°F to +221°F)
PROTECTION CLASS	MEETS NEMA 1,3,4,6P AND IEC IP68



SOURCE DRAWING - FOR REFERENCE ONLY

RELATED DOCUMENTS				3RD ANGLE PROJECTION		THIS DRAWING IS CONFIDENTIAL AND THE PROPERTY OF TURCK INC. USE OF THIS DOCUMENT WITHOUT WRITTEN PERMISSION IS PROHIBITED.		3000 CAMPUS DRIVE MINNEAPOLIS, MN 55441 1-800-544-7769 (763) 553-7300 (763) 553-0708 fax www.turck.us	
1. 2. 3. 4.				MATERIAL		DRFT RDS		DATE 08/21/09	
FINISH				ALL DIMENSIONS DISPLAYED ON THIS DRAWING ARE FOR REFERENCE ONLY		APVD		SCALE 1=.8	
CONTACT TURCK FOR MORE INFORMATION				UNIT OF MEASUREMENT		DESCRIPTION		FSV 57	
DO NOT SCALE THIS DRAWING				MILLIMETER [INCH]		IDENTIFICATION NO.		U2-16346	
FILE: U2-16346				SHEET 1 OF 1		REV		B	

B	DRAWING PROCESSED AS PART OF ECO 33971	CBM	04/07/11	33971
REV	DESCRIPTION	BY	DATE	ECO NO.