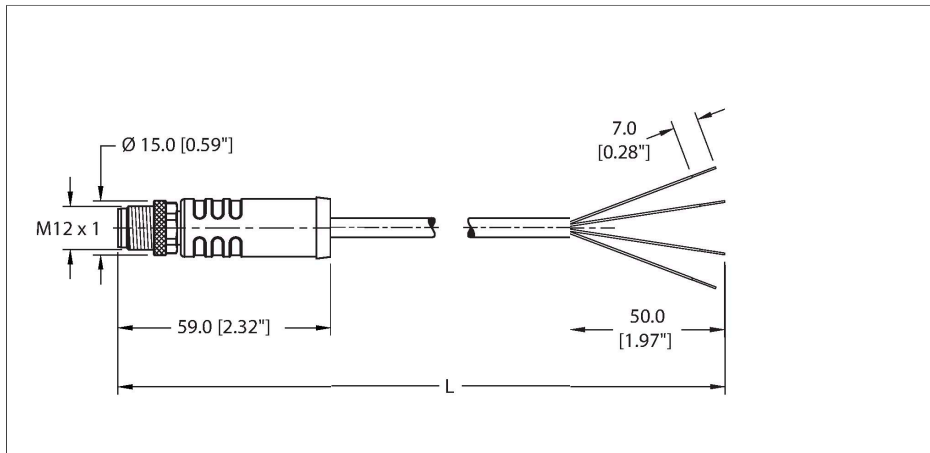



RSP46PL-2

Power Cable – Connection Cable



Technical data

| | |
|---------------------------------|--|
| Type | RSP46PL-2 |
| ID no. | UX14885 |
| Connector A | Male, M12 × 1, Straight, L-code |
| Design specification | Acc. to IEC 61076-2-111 |
| Number of Pins | 4 |
| Contacts | Brass, CuZn, Gold-plated |
| Contact carriers | Plastic, PA 66/6, Black |
| Connector body | Plastic, TPU, Black |
| Coupling nut | Brass, CuZn, Nickel-plated |
| Tightening torque | 0.8 Nm |
| Mechanical life | > 100 Mating cycles |
| Pollution degree | 2 |
| Protection class (When coupled) | IP67 |
| | NEMA: 1, 3, 4 |
| Cable data | |
| Total number of conductors | 4 |
| Cable diameter | Ø 9.14 mm |
| Cable length (L) | 2 m (+50mm or 4% of length/-0.0, Whichever is greater) |
| Cable jacket | PVC, Black |
| Conductor diameter | 0.105 " |
| Conductor material | BC (bare copper) |
| Conductor insulation material | PVC/Nylon (Nylon overcoat) |
| Conductor size | 4 x 16 AWG [Similar to 1.50 mm²] |
| Number of strands x O.D. | 65 x 34 AWG |

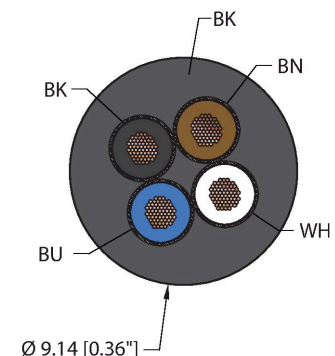


Features



- M12 Power, Male, Straight, 4-pin, L-code, IP67
- Power Tray/Exposed Run/Direct Burial Cable
- Black PVC jacket, 4X16 AWG
- Sunlight Resistant
- -40 Cold Bend Rating
- Oil Resistant
- Flame Ratings: UL 1685 FT4, CSA FT1, CSA FT4, IEC 60332-3-22
- Cable length: 2 m

Cable cross section



Technical data

| | |
|-------------------------------------|-----------------|
| Conductor colors | BN, WH, BU, BK |
| Electrical properties at +20 °C | |
| Rated voltage | 63 VDC |
| Current | 12 A |
| Mechanical and chemical properties | |
| Bending radius (static) | ≥ 5 x Ø |
| Bending radius (dynamic) | ≥ 10 x Ø |
| Cold bend rating | -40 °C |
| Ambient temperature range (static) | -40 °C...+90 °C |
| Ambient temperature range (dynamic) | -40 °C...+90 °C |
| Temperature range (installation) | -20 °C...+90 °C |
| Approval | |
| Approvals | RoHS CE |

| | |
|--|--|
| Note | |
| - CAUTION: RISK OF ELECTRICAL SHOCK. DO NOT DISCONNECT UNDER LOAD. | |
| - Flex ratings may be reduced if used in extreme temperatures, exposure to certain chemicals, operating above the rated cycle speed, or operating below the rated cable bend radius. | |
| - We reserve the right to make technical alterations without prior notice. | |

Contact assignment

Connector A



Circuit Diagram



Accessories

| | |
|--|-----------|
| M12-CORDSETS-MOUNTING-CLIP-(10/BAG) | 100016882 |
| 10 Pack of black mounting clips and M4x8mm mounting screws, used to secure cable to cable connection points. | |

