
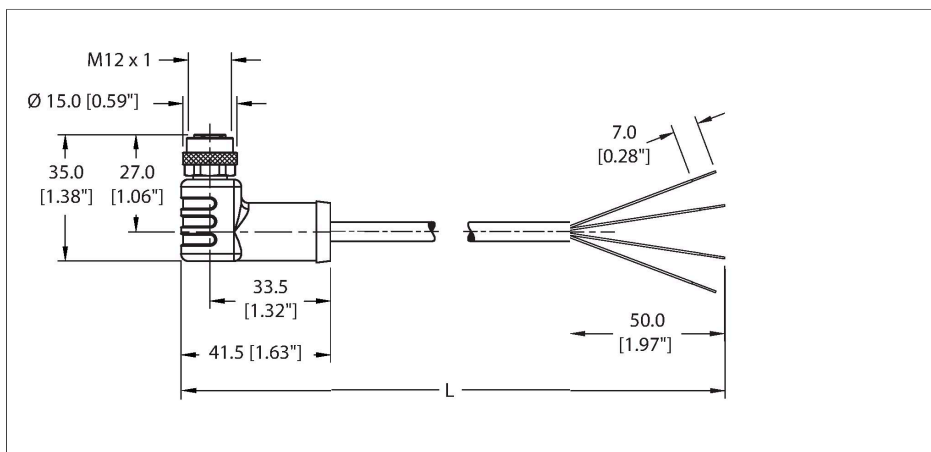


WKP46PT-1

Power Cable – Connection Cable



Technical data

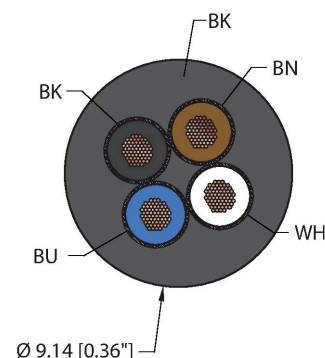
Type	WKP46PT-1
ID no.	UX17358
Connector A	Female, M12 × 1, Right angle, T-code
Design specification	Acc. to IEC 61076-2-111
Number of Pins	4
Contacts	Brass, CuZn, Gold-plated
Contact carriers	Plastic, PA 66/6, Black
Connector body	Plastic, TPU, Black
Coupling nut	Brass, CuZn, Nickel-plated
Connector seal	O-ring, Plastic, FKM/FPM
Tightening torque	0.8 Nm
Mechanical life	> 100 Mating cycles
Pollution degree	2
Protection class (When coupled)	IP67, IP68
	NEMA: 1, 3, 4, 6P
Cable data	
Total number of conductors	4
Cable diameter	Ø 9.14 mm
Cable length (L)	1 m (+50mm or 4% of length/-0.0, Whichever is greater)
Cable jacket	PVC, Black
Conductor diameter	0.105 "
Conductor material	BC (bare copper)
Conductor insulation material	PVC/Nylon (Nylon overcoat)
Conductor size	4 x 16 AWG [Similar to 1.50 mm²]

Features



- M12 Power, Female, Right angle, 4-pin, T-code, IP67, IP68
- Power Tray/Exposed Run/Direct Burial Cable
- Black PVC jacket, 4X16 AWG
- Sunlight Resistant
- -40 Cold Bend Rating
- Oil Resistant
- Flame Ratings: UL 1685 FT4, CSA FT1, CSA FT4, IEC 60332-3-22
- Cable length: 1 m

Cable cross section

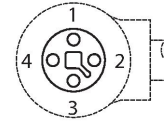


Technical data

Number of strands x O.D.	65 x 34 AWG
Conductor colors	BN, WH, BU, BK
Electrical properties at +20 °C	
Rated voltage	63 VDC
Current	12 A
Mechanical and chemical properties	
Bending radius (static)	$\geq 5 \times \varnothing$
Bending radius (dynamic)	$\geq 10 \times \varnothing$
Cold bend rating	-40 °C
Ambient temperature range (static)	-40 °C...+90 °C
Ambient temperature range (dynamic)	-40 °C...+90 °C
Temperature range (installation)	-20 °C...+90 °C
Approval	
Approvals	RoHS CE
Note	
- CAUTION: RISK OF ELECTRICAL SHOCK. DO NOT DISCONNECT UNDER LOAD.	
- Flex ratings may be reduced if used in extreme temperatures, exposure to certain chemicals, operating above the rated cycle speed, or operating below the rated cable bend radius.	
- We reserve the right to make technical alterations without prior notice.	

Contact assignment

Connector A



Circuit Diagram

