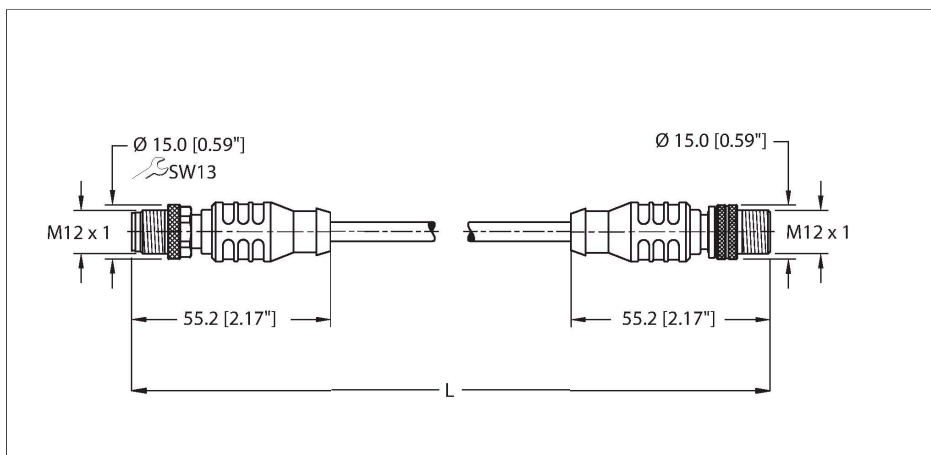


RSSX RSSD 441-25M

Fieldbus Cable – Extension Cable

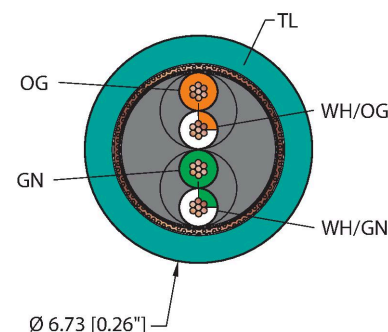


Features



- M12, Male, Straight, 8-pin, X-Code
- M12, Male, Straight, 4-pin, D-code
- Industrial Ethernet Cable
- fieldbus type: Ethernet CAT5E, Teal TPE jacket, shielded, 2UTPX24 AWG
- -40 Cold Bend Rating
- Flame Ratings: UL 1685, UL1061
- Flexlife®
- Cable length: 25 m

Cable cross section




Technical data

Type	RSSX RSSD 441-25M
ID no.	UX18349
Connector A	Male, M12 × 1, Straight, X-code
Contacts	Bronze, CuSn, Gold-plated
Contact carriers	Metal, Zink, Nickel-plated
Connector body	Plastic, TPU, Black
Coupling nut	Brass, CuZn, Nickel-plated
Tightening torque (range)	0.8 ... 1 Nm (note max. torque of mating connector!)
Mechanical life	> 100 Mating cycles
Pollution degree	3
Protection class (When coupled)	IP67
Connector B	Male, M12 × 1, Straight, D-code
Design specification	Acc. to IEC 61076-2-101
Contacts	Bronze, CuSn, Gold-plated
Contact carriers	Plastic, TPU, Black
Connector body	Plastic, TPU, Blue gray
Coupling nut	Brass, CuZn, Nickel-plated
Tightening torque	0.8 ... 1 Nm (note max. torque of mating connector!)
Mechanical lifespan	> 100 Mating cycles
Pollution degree	3
Protection class (When coupled)	IP67
Cable data	
Cable ID	RF51211

Contact assignment

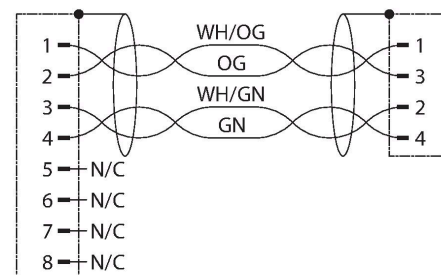
Connector A Connector B



Technical data

Total number of conductors	4
Cable diameter	Ø 6.73 mm
Cable length (L)	25 m (+50mm or 4% of length/-0.0, Whichever is greater)
Cable jacket	TPE, Teal
Shield	Aluminum/polyester (OUT)
Braid material	38 AWG, TC (Tinned Copper), 75% coverage
Conductor material	TC (tinned copper)
Conductor colors	OG, WH/OG, GN, WH/GN
Description of assembly	UTP (Unshielded Twisted Pair)
Number of assemblies	2
Conductor diameter	0.048 "
Conductor insulation material	HDPE
Cable conductor cross-section	2x24 AWG [Similar to 0.25 mm ²]
Number of strands x O.D.	7x32 AWG
Electrical properties at +20 °C	
Rated voltage	48 V(UL 1863)
Current	0.5 A
Mechanical and chemical properties	
Bending radius (static)	≥ 4 x Ø
Bending radius (dynamic)	≥ 10 x Ø
Torsion rating	3 million
Cold bend rating	-40 °C
Flex rating 10 x Ø	1 million cycles *
Flex rating 20 x Ø	10 million cycles*
	*When properly installed @ 20°C, 50%RH, and a cycle speed of ≤0.5 cycles per second.
Ambient temperature range (static)	-40 °C...+80 °C
Ambient temperature range (dynamic)	-40 °C...+80 °C
Temperature range (installation)	-20 °C...+80 °C
Approval	
Approvals	UL 1863 CSA C22.2 No. 233-09 CE RoHS

Circuit Diagram



Note

- Flex ratings may be reduced if used in extreme temperatures, exposure to certain chemicals, operating above the

Technical data

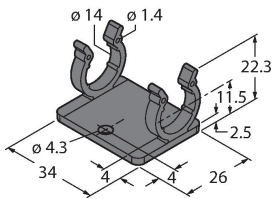
rated cycle speed, or operating below the rated cable bend radius.

- We reserve the right to make technical alterations without prior notice.

Accessories

M12-CORDSETS-MOUNTING-CLIP-(10/BAG)

100016882



10 Pack of black mounting clips and M4x8mm mounting screws, used to secure cable to cable connection points.