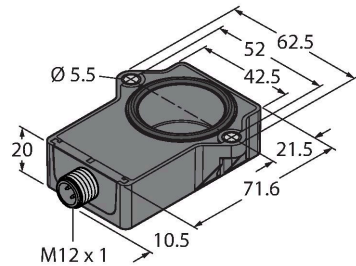


# RI90P2-QR20-LU4X2-H1141

## Miniature Encoder – With Analog Output

### Premium Line



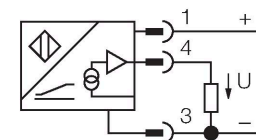
#### Technical data

|   |   |
|---|---|
| Type  | RI90P2-QR20-LU4X2-H1141                                   |
| Ident. no.                                  | 100001900   |
| Measuring principle                         | Inductive   |
| Starting torque shaft load (radial / axial) | Not applicable because of contactless measuring principle |
| Resolution                                  | 0.09°   |
| Measuring range                             | -45...+45 °   |
| Nominal distance                            | 1 mm  |
| Repeat accuracy                             | ≤ 0.1 % of full scale                                     |
| Linearity deviation                         | ≤ 1.25 %f.s.  |
| Temperature drift                           | ≤ ± 0.01 % / K  |
| Ambient temperature                         | -40...+85 °C  |
| Storage temperature                         | -40...+125 °C   |
| Temperature changes (EN60068-2-14)          | -40... +85 °C; 20 cycles                                  |
| Operating voltage                           | 8...30 VDC  |
| Residual ripple                             | ≤ 10 % U <sub>ss</sub>                                    |
| Isolation test voltage                      | ≤ 0.5 kV  |
| Short-circuit protection                    | yes   |
| Wire breakage/Reverse polarity protection   | no / yes (voltage supply)                                 |
| Output type                                 | Absolute singleturn                                       |
| Output function                             | 3-wire, Analog output                                     |
| Voltage output                              | 0.5...4.5 V   |
| Diagnostic                                  | Positioning element not detected: Output signal 5 V       |

#### Features

- Rectangular, plastic
- Compact, rugged housing
- Many mounting possibilities
- For vehicle board nets, 12 V and 24 V
- Increased interference immunity 100 V/m following the e1 type approval
- Protection against conducted interference acc. to DIN ISO 7637-2 (SAE J 113-11)
- Extended temperature range
- High protection class IP68/IP69K
- Protection against salt spray and rapid temperature changes
- Measuring range displayed via LED
- Immune to electromagnetic interference
- Resolution: 0.09°
- 3-wire, 8...30 VDC
- Analog output 0.5...4.5 V
- Output 5 V (typ.) where there is no RLC coupling

#### Wiring diagram



#### Functional principle

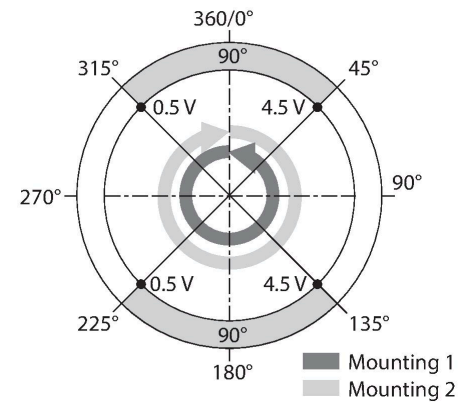
These sensors are extremely reliable even under the most extreme environmental conditions. Their extremely robust design

## Technical data

|   |  |
|---|--|
| Load resistance voltage output              | ≥ 4.7 kΩ                                   |
| Sample rate                                 | 800 Hz                                     |
| Load-dump protection (DIN ISO 7637-2)       | Severity degree IV/Level 4                 |
| Current consumption                         | < 100 mA                                   |
| <b>Design</b>                               | Rectangular, QR20                          |
| Dimensions                                  | 71.6 x 62.5 x 20 mm                        |
| Flange type                                 | Flange without mounting element            |
| Shaft Type                                  | Blind hole shaft                           |
| Shaft diameter D [mm]                       | 6<br>6.35                                  |
| Housing material                            | Plastic, Ultem                             |
| Electrical connection                       | Connector, M12 × 1                         |
| Vibration resistance                        | 55 Hz (1 mm)                               |
| Vibration resistance (EN 60068-2-6)         | 20 g; 10...3000 Hz; 50 cycles; 3 axes      |
| Shock resistance (EN 60068-2-27)            | 100 g; 11 ms ½ sine; 3 × each; 3 axes      |
| Continuous shock resistance (EN 60068-2-29) | 40 g; 6 ms ½ sinus; each 4000 x; 3 axes    |
| Salt spray test (EN 60068-2-52)             | Severity degree 5 (4 test cycles)          |
| Protection class                            | IP68 / IP69K                               |
| MTTF  | 423 years acc. to SN 29500 (Ed. 99) 40 °C  |
| <b>Power-on indication</b>                  | LED, Green                                 |
| Measuring range display                     | multifunction LED, green<br>green flashing |
| Included in delivery                        | P2-Ri-QR20                                 |

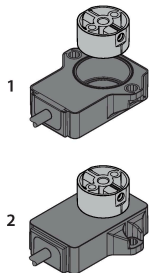
meets the requirements for the IP68 and IP69K protection ratings.

Thanks to their excellent resistance to constant shocks and thermal shock resistance, they are the ideal choice for mobile applications, such as road construction vehicles and agricultural machinery.



## Mounting instructions

### Mounting instructions/Description



There are two different mounting options. One option is to position the positioning element above the sensor housing. However, it can also be mounted so that the sensor housing completely encloses the positioning element.

LED function

Operating voltage

Green: Power on

Displayed measuring range

Green: Positioning element is in the detection range

Green flashing: Positioning element is within the measuring range, low signal intensity (e.g. distance too large)

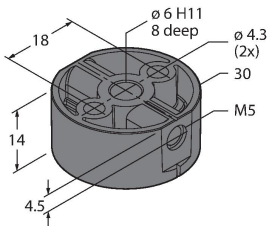
Off: Positioning element is outside the detection range

Inductive measuring principle provides more safety  
 Due to the measuring principle, which is based on the functional principle of an RLC coupling, the sensor operates absolutely wear-free and is immune to magnetized ironware and other interferences. The amplitude of the signal can be changed by metal parts, which in turn affects the accuracy.  
 Owing to the differential analysis, the output signal remains almost unchanged, even if the position of the positioning element deviates from the ideal axis of rotation. The distance between the sensor and the positioning element can be up to 5 mm, whereby the nominal distance is 1 mm.

## Accessories

P1-RI-QR20

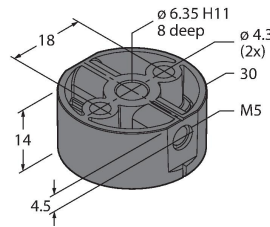
1593041



Positioning element for encoder RI-QR20, for Ø 6 mm shafts

P2-RI-QR20

1593042



Positioning element for encoder RI-QR20, for Ø 6.35 mm shafts