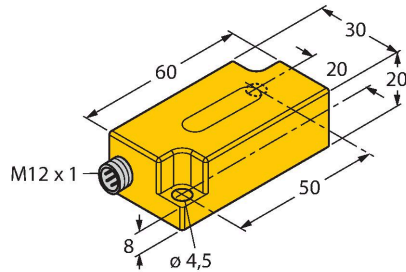


B2N60H-Q20L60-2LI2-H1151/S97

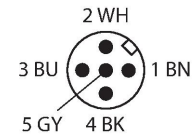
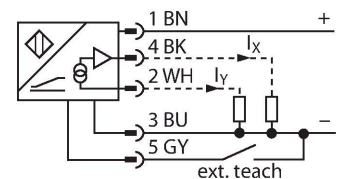
Inclinometer – With Increased Temperature Range



Features

- Plastic, PC
- Zero point calibration $\pm 15^\circ$
- Two analog outputs
- M12 x 1 male connector

Wiring diagram



Functional principle

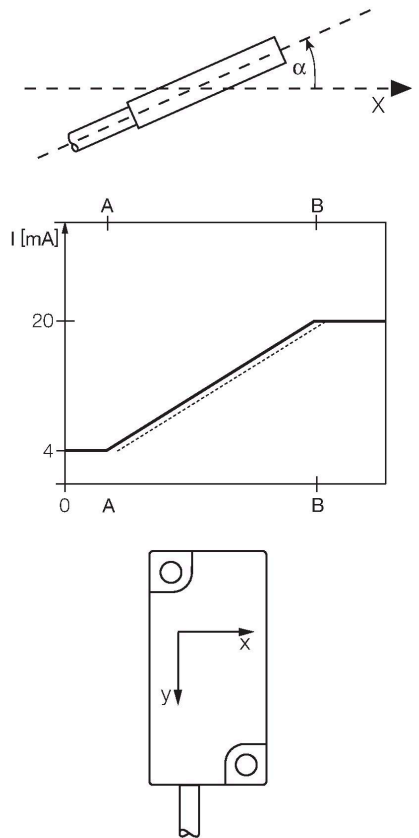
Inclination is determined by a wear-free semiconducting sensor element.

Technical data

| | |
|---|--|
| Type | B2N60H-Q20L60-2LI2-H1151/S97 |
| Ident. no. | 1534046 |
| Measuring range | $-60 \dots 60^\circ$ |
| Measuring range x-axis | $-60 \dots 60^\circ$ |
| Measuring range y-axis | $-60 \dots 60^\circ$ |
| Number of measuring axes | 2 |
| Repeatability | $\leq 0.2\%$ of measuring range $ A - B $ |
| Linearity deviation | $\leq 0.5\%$ |
| Temperature drift | $\leq \pm 0.03\% / K$ |
| | for temperature range between $-40^\circ C$ and $+85^\circ C$ |
| Resolution | $\leq 0.14^\circ$ |
| Ambient temperature | $-40 \dots +70^\circ C$ |
| Operating voltage | $10 \dots 30\text{ VDC}$ |
| Isolation test voltage | $\leq 0.5\text{ kV}$ |
| Short-circuit protection | yes |
| Wire breakage/Reverse polarity protection | no / yes |
| Output function | 5-pin, Analog output |
| Current output | $4 \dots 20\text{ mA}$ |
| Load resistance, current output | $\leq 0.2\text{ k}\Omega$ |
| Response time | 0.1 s |
| | time for the output signal to achieve 90% of full scale if the angle changes from -60° to $+60^\circ$ |
| Current consumption | 50 mA |

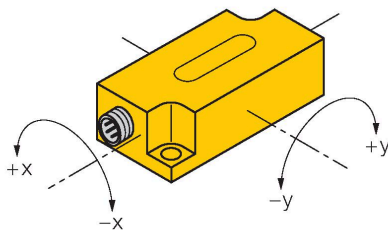
Technical data

| | |
|-----------------------|---------------------|
| Design | Rectangular, Q20L60 |
| Dimensions | 60 x 30 x 20 mm |
| Housing material | Plastic, PC |
| Electrical connection | Connector, M12 × 1 |
| Vibration resistance | 55 Hz (1 mm) |
| Shock resistance | 30 g (11 ms) |
| Protection class | IP68 / IP69K |
| MTTF | 203 years |



Mounting instructions

Mounting instructions/Description



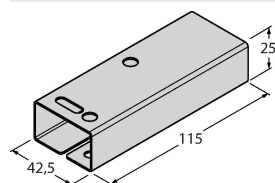
Teaching

The zero point can be adjusted with teach adapter TX1-Q20L60. Teach-GND is pressed for approx. 1 s to do this. The outputs are switched to 20 mA as confirmation. Teach-GND is pressed for 6 s to reset the axis zero points. The outputs are switched to 4 mA as confirmation. Once the teach button is released, the sensor returns to normal operation.

Accessories

GUARD-Q20L60

A9684



Protective housing for Q20L60 inclinometers for protecting against mechanical impact; material: Stainless steel