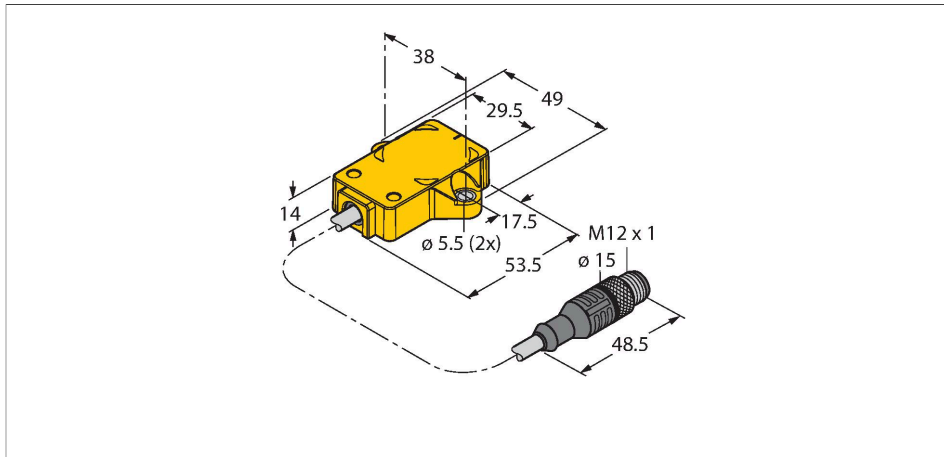


RI360P0-QR14-ELIU5X2-0.3-RS5/S1264

Inductive Angle Sensor – With Analog Output

Premium Line



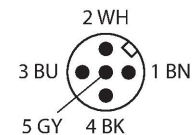
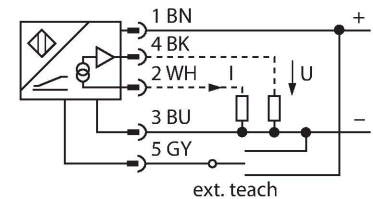
Features

- Rectangular, plastic
- Compact, rugged housing
- Many mounting possibilities
- Measuring range displayed via LED
- Immune to electromagnetic interference
- Resolution, 12-bit
- Output signal returns to 0 V or rather 4 mA, provided the positioning element is outside the measuring range.
- 15...30 VDC
- Analog output
- Programmable measuring range
- 0...10 V and 4...20 mA
- Cable with male connector, M12 × 1

Technical data

Type	RI360P0-QR14-ELIU5X2-0.3-RS5/S1264
Ident. no.	1590871
Measuring principle	Inductive
Starting torque shaft load (radial / axial)	Not applicable because of contactless measuring principle
Resolution	0.09°
Measuring range	0...360 °
Nominal distance	1.5 mm
Linearity deviation	≤ 0.3 %f.s.
Temperature drift	≤ ± 0.01 % / K
Ambient temperature	-25...+70 °C
Operating voltage	15...30 VDC
Residual ripple	≤ 10 % U _{ss}
Isolation test voltage	≤ 0.5 kV
Short-circuit protection	yes
Wire breakage/Reverse polarity protection	yes / yes (voltage supply)
Output type	Absolute singleturn
Output function	5-pin, Analog output
Voltage output	0...10 V
Current output	4...20 mA
Load resistance voltage output	≥ 4.7 kΩ
Load resistance, current output	≤ 0.4 kΩ
Sample rate	500 Hz

Wiring diagram

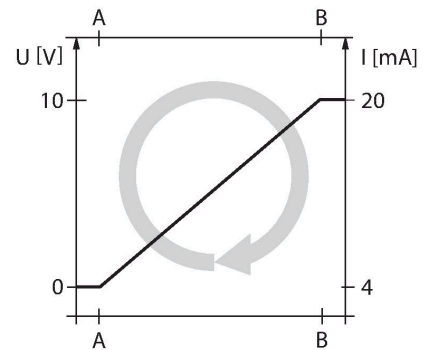


Functional principle

The measuring principle of inductive angle sensors is based on oscillation circuit coupling between the positioning element and the sensor, whereby an output signal is provided proportional to the angle of the positioning element. The rugged sensors are wear and maintenance-free, thanks to the contactless operating principle. They convince through their excellent repeatability, resolution and linearity within a broad temperature range. The innovative technology ensures a high immunity to electromagnetic DC and AC fields.

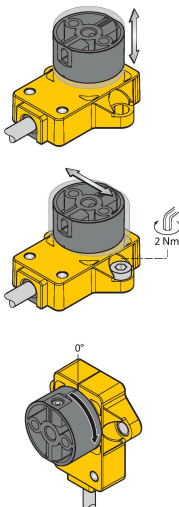
Technical data

Current consumption	< 50 mA
Design	Rectangular, QR14
Dimensions	53.5 x 49 x 14 mm
Flange type	Flange without mounting element
Shaft Type	Blind hole shaft
Shaft diameter D [mm]	6 6.35
Housing material	Plastic, PBT-GF30-V0
Electrical connection	Cable with connector, M12 × 1
Cable quality	Ø 5.2 mm, Lif9YH-11YH, PUR, 0.3 m Halogen-free, flame-retardant acc. to VDE
Core cross-section	5 x 0.34 mm ²
Vibration resistance	55 Hz (1 mm)
Vibration resistance (EN 60068-2-6)	20 g; 10...3000 Hz; 50 cycles; 3 axes
Shock resistance (EN 60068-2-27)	100 g; 11 ms ½ sinus; each 3x; 3 axes
Continuous shock resistance (EN 60068-2-29)	40 g; 6 ms ½ sinus; each 4000 x; 3 axes
Protection class	IP68 / IP69K
MTTF	138 years acc. to SN 29500 (Ed. 99) 40 °C
Power-on indication	LED, Green
Measuring range display	multifunction LED, green green flashing



Mounting instructions

Mounting instructions/Description



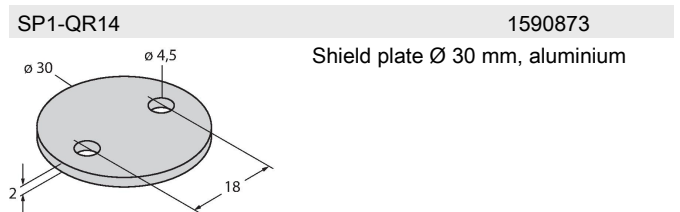
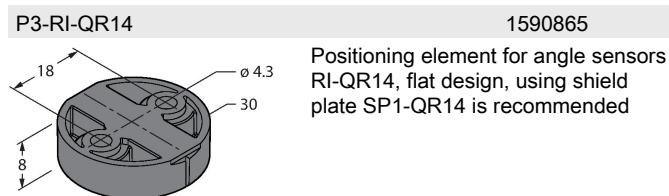
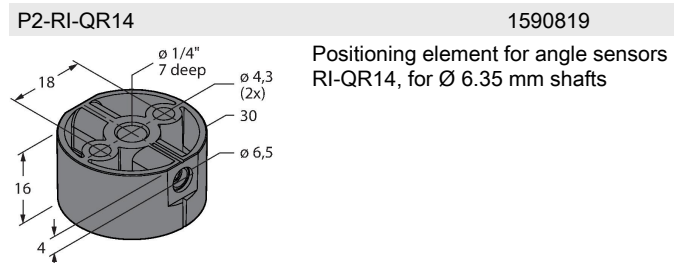
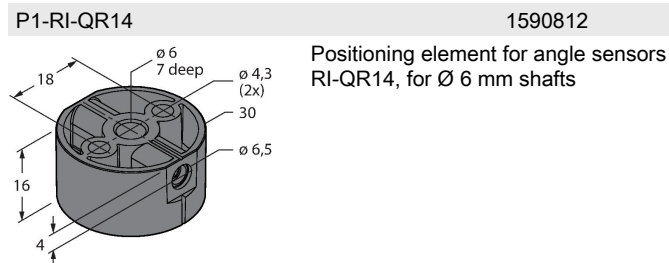
Variably adjustable (teaching with position sensor)

Bridge between teach input pin 5 (GY)	Gnd Pin 3 (BU)	Ub Pin 1 (BN)	LED
2 seconds	Initial value	End value	Power LED flashes then lights steadily after 2 s
10 seconds	CCW rotation, then return to last preset value	CW rotation, then return to last preset value	After 10 s power LED flashes quickly for 2 s
15 seconds	-	Factory setting (360°, CW)	Power and status LED alternate after 15 seconds

Preset – Mode (teach without position sensor)

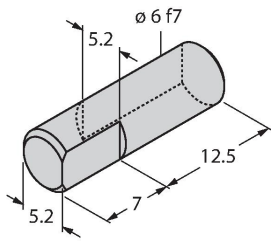
Bridge between teach input pin 5 (GY)	Gnd Pin 3 (BU)	Ub Pin 1 (BN)	LED
2 seconds	Activate preset mode	Activate preset mode	Power LED steady, flashes after 2 s
10 seconds	CCW rotation, then return to last preset value	CW rotation, then return to last preset value	After 10 s power LED flashes quickly for 2 s
15 seconds	-	Factory settings (360°, CW)	Power and status LED alternate after 15 seconds
Angular range	Gnd Pin 3 (BU)	Ub Pin 1 (BN)	Power LED
30°	Press x 1	-	Blinking x 1
45°	Press x 2	-	Blinking x 2
60°	Press x 3	-	Blinking x 3
90°	-	Press x 1	Blinking x 1
180°	-	Press x 2	Blinking x 2
270°	-	Press x 3	Blinking x 3
360°	-	Press x 4	Blinking x 4

Accessories



HSA-M6-QR14

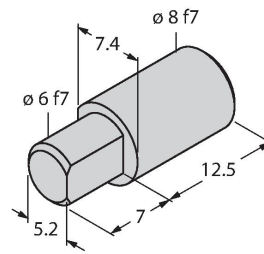
6901051



Adapter for RI-QR14 specific positioning elements, hollow on solid shaft, Ø 6 mm

HSA-M8-QR14

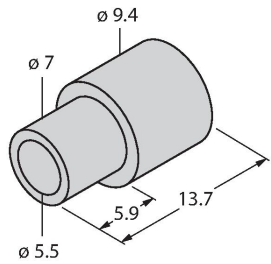
6901052



Adapter for RI-QR14 specific positioning elements, hollow on solid shaft, Ø 8 mm

DS-RI-QR14

1590814



Spacer sleeves for rear mounting of RI-QR14, 2 pcs. per bag