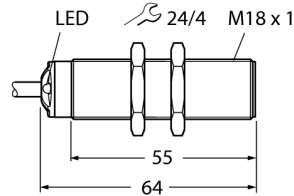
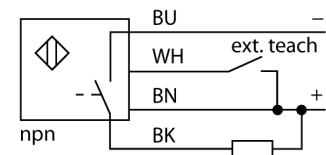


# Ultrasonic Sensor Retroreflective Sensor RU50L-S18-AN8X



- Smooth sonic transducer face
- Cylindrical housing S18, potted
- Connection via cable, 2 m
- Teach range adjustable via adapter
- Temperature compensation
- Teach-in range: 5...49 cm
- Aperture angle of sonic cone: 20°
- NPN switching output, NO contact
- Switching range adjustable

## Wiring Diagram



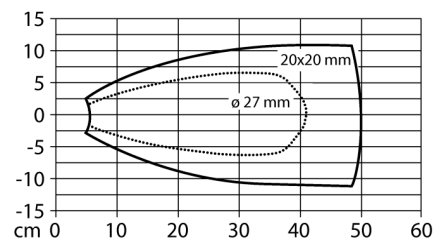
## Functional principle

Ultrasonic sensors capture a multitude of objects contactlessly and wear-free with ultrasonic waves. It does not matter whether the object is transparent or opaque, metallic or non-metallic, firm, liquid or powdery. Even environmental conditions such as spray, dust or rain hardly affect their function.

The sonic cone diagram indicates the detection range of the sensor. In accordance with standard EN 60947-5-2, quadratic targets in a range of sizes (20 x 20 mm, 100 x 100 mm) and a round rod with a diameter of 27 mm are used.

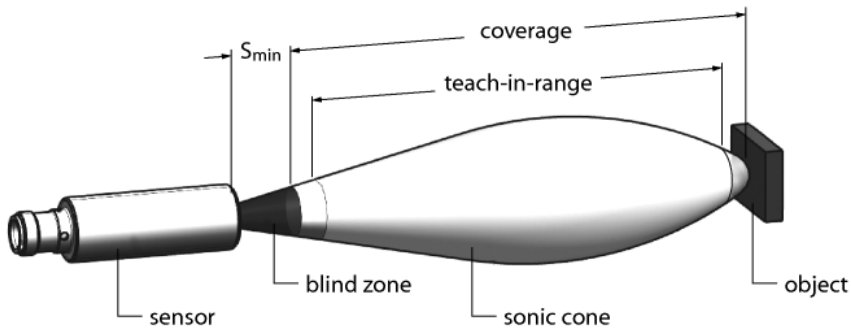
Important: The detection ranges for other targets may differ from those for standard targets due to the different reflection properties and geometries.

## Sonic Cone



<b>Type designation</b>	RU50L-S18-AN8X
Ident-No.	100002166
<b>Function</b>	Ultrasonic retroreflective sensor
Range	50...500 mm
Resolution	0.2 mm
minimum switching range	5 mm
Ultrasound frequency	300 kHz
Repeat accuracy	0.15 % of full scale
Temperature drift	1.5% of full scale
Linearity error	≤ ± 0.5 %
Edge lengths of the nominal actuator	20 mm
Approach speed	≤ 5 m/s
Pass speed	≤ 3 m/s
<b>Operating voltage</b>	15...30 VDC
DC rated operational current	≤ 150 mA
No-load current $I_0$	≤ 50 mA
Residual current	≤ 0.1 mA
Response time typical	65 ms
Readiness delay	300 ms
Output function	NO contact, NPN
Output 1	Switching output
Switching frequency	9.6 Hz
Hysteresis	≤ 5 mm
Voltage drop at $I_0$	≤ 2.5 V
Short-circuit protection	yes/ Cyclic
Reverse polarity protection	yes
Wire breakage protection	yes
<b>End cap</b>	Plastic, EPTR, black
Design	Threaded barrel, S18
Radiation direction	straight
Dimensions	64 x Ø 18 mm
Housing material	Plastic, LCP, Yellow
Transducer material	Plastic, Epoxyd resin and PU foam
Electrical connection	Cable, 2 m, 4-wire
Protection class	IP67
Ambient temperature	-20...+50 °C
Storage temperature	-40...+80 °C
Declaration of conformity EN ISO/IEC	EN 60947-5-2
Vibration resistance	IEC 60068-2-6
MTTF	293 years
MTTF note	acc. to SN 29500 (Ed. 99) 40 °C
<b>Switching state</b>	LED, Yellow

# Ultrasonic Sensor Retroreflective Sensor RU50L-S18-AN8X



## Teaching the reflector position

The ultrasonic sensor features a switching output with a teachable switching range. The yellow LED indicates whether the sensor has detected the object.

A switching range is taught in. This must be within the detection range. In this operating mode, the taught reflector position is detected permanently without an object.

## Simple Teach-In

- Place stationary reflector within the detection range
- • Pin 2/seal the white core against Ub for 2...7 s
- Return to normal operating mode after 17 s or more.

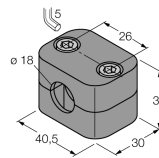
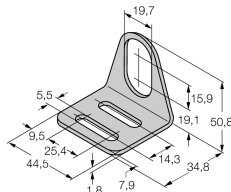
After a successful teach-in, the yellow LED flashes 3 times and the sensor runs automatically in normal operating mode.

## LED response

In normal operating mode, the LED signals the switching state of the sensor.

# Ultrasonic Sensor Retroreflective Sensor RU50L-S18-AN8X

## Accessories

Type code	Ident-No.	Description	Dimension drawing
BSS-18	6901320	Mounting clamp for smooth and threaded barrel sensors; material: Polypropylene	
MW-18	6945004	Mounting bracket for threaded barrel sensors; material: Stainless steel A2 1.4301 (AISI 304)	
VB2-SP1	A3501-29	Teach adapter	