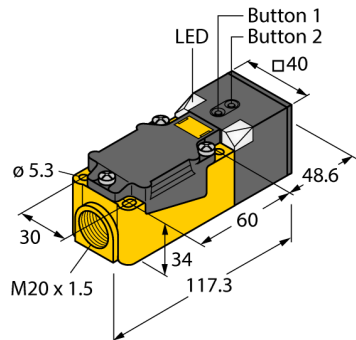


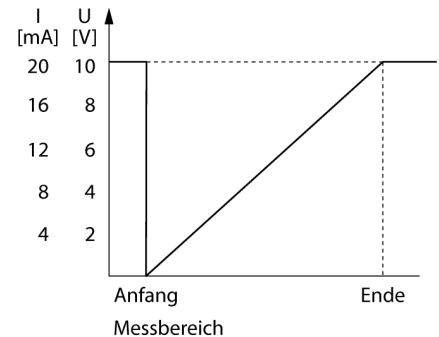
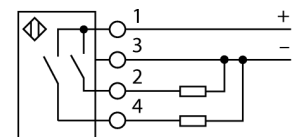
# Ultrasonic Sensor Diffuse Mode Sensor RU200-CP40-2UP8X2T



- Separate transducers for transmitter and receiver
- Rectangular housing 40 x 40 x 166 mm
- Connection via screw terminals
- Terminal chamber for M20 x 1.5 cable gland
- Teach range adjustable via button
- Blind zone: 5 cm
- Range: 200 cm
- Resolution: 1 mm
- Sonic cone angle: 60°
- 2 x switching outputs, PNP
- NO/NC programmable

<b>Type designation</b>	RU200-CP40-2UP8X2T
Ident-No.	1610052
<b>Function</b>	Ultrasonic diffuse mode sensor
Range	50...2000 mm
Resolution	1 mm
minimum switching range	20 mm
Ultrasound frequency	120 kHz
Repeat accuracy	0.25 % of full scale
Edge lengths of the nominal actuator	100 mm
Approach speed	≤ 3 m/s
Pass speed	≤ 3 m/s
<b>Operating voltage</b>	15...30 VDC
Residual ripple	10 % $U_n$
DC rated operational current	≤ 150 mA
No-load current $I_0$	≤ 50 mA
Load resistance	≤ 1000 Ω
Residual current	≤ 0.1 mA
Response time typical	160 ms
Readiness delay	300 ms
Output function	NO/NC, PNP
Output 1	Switching output
Output 2	Switching output
Switching frequency	3 Hz
Hysteresis	≤ 20 mm
Voltage drop at $I_L$	≤ 2.5 V
Short-circuit protection	yes/ Latching
Reverse polarity protection	yes
Wire breakage protection	yes
<b>Design</b>	Rectangular, CP40
Radiation direction	straight
Dimensions	166 x 40 x 40 mm
Housing material	Plastic, PBT-GF30-V0
Electrical connection	Terminal chamber, Terminal box with cable gland, 4-wire
Protection class	IP40
Ambient temperature	0...+70 °C
Declaration of conformity EN ISO/IEC	EN 60947-5-2
<b>Switching state</b>	LED, Yellow
Object detected	LED, Green

## Wiring Diagram



## Functional principle

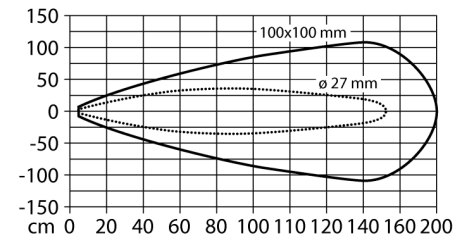
Ultrasonic sensors capture a multitude of objects contactlessly and wear-free with ultrasonic waves. It does not matter whether the object is transparent or opaque, metallic or non-metallic, firm, liquid or powdery. Even environmental conditions such as spray, dust or rain hardly affect their function.

The sonic cone diagram indicates the detection range of the sensor. In accordance with standard EN 60947-5-2, quadratic targets in a range of sizes (20 x 20 mm, 100 x 100 mm) and a round rod with a diameter of 27 mm are used.

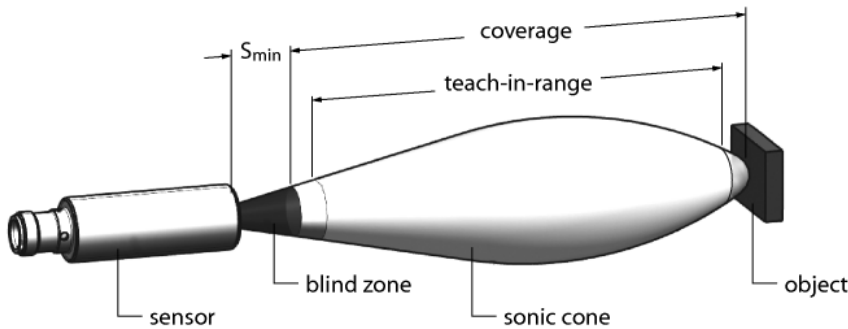
Important: The detection ranges for other targets may differ from those for standard targets due to the different reflection properties and geometries.

## Sonic Cone

**Ultrasonic Sensor**  
**Diffuse Mode Sensor**  
**RU200-CP40-2UP8X2T**



# Ultrasonic Sensor Diffuse Mode Sensor RU200-CP40-2UP8X2T



## Setting the limits

The ultrasonic sensor features two switching outputs with teachable switching ranges. Teaching via buttons on the housing. The green and yellow LEDs indicate whether the sensor has detected the object. Various functions such as single switchpoint, window mode or reflection mode to a fixed target can be taught. Further information is described in the operating instructions. How to set the window mode by teaching two limits is described below. These two limits form the switching window and can be selected freely within the detection range.

- Position object for the first limit value
- Press button 1 to select output 1 or output 2 for min. 2 or min. 8 seconds respectively
- Press and hold button 1 for 8 to 13 seconds
- Position object for the second limit value
- Press and hold button 1 for at least 2 seconds

After a successful teach-in, the sensor automatically runs in standard operating mode. Unsuccessful teach-in is signaled by the LED flashing slowly at a frequency of 5 Hz.

## LED response

Successful teaching is indicated by a fast flashing green LED. Thereafter, the sensor automatically runs in normal operating mode. Unsuccessful teaching is indicated by the LED flashing alternately green and yellow. In normal operating mode, both LEDs signal the switching state of output 1 of the sensor.

- Green: object within the detection range but not in switching range
- Yellow: object within the switching range
- Off: object outside the detection range