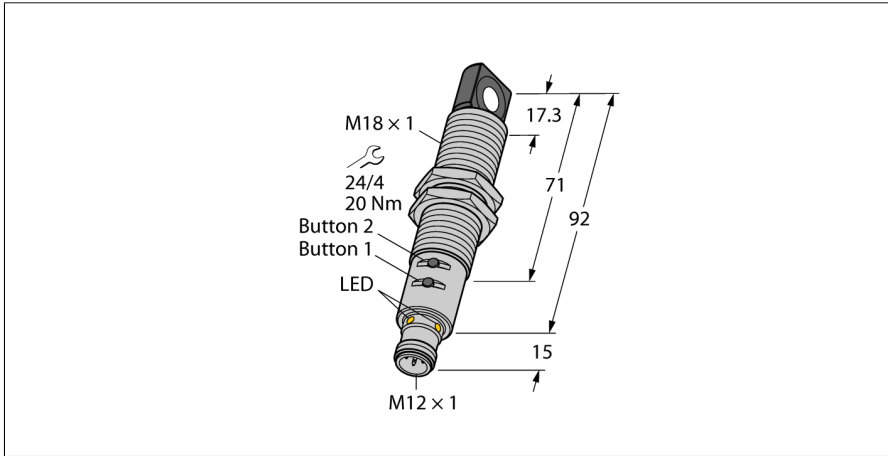


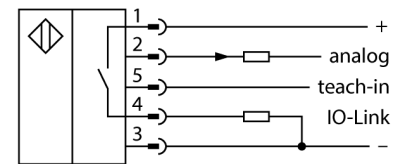
**Ultrasonic Sensor
Diffuse Mode Sensor
RU40U-M18ES-LIU2PN8X2T-H1151**



- Rectangular transducer front
- Cylindrical housing M18, potted
- Connection via M12 x 1 male
- Teach range adjustable via pushbutton or adapter
- Temperature compensation
- Blind zone: 2.5cm
- Range: 40cm
- Resolution: 0.5mm
- Aperture angle of sonic cone: 15°
- 1 x switching output, PNP/NPN
- 1 x analog output, 4...20 mA / 0...10V / additional switching output, PNP/NPN
- NO/NC programmable
- Transmission of process value and parametrization via IO-link

Type designation	RU40U-M18ES-LIU2PN8X2T-H1151
Ident-No.	1610025
Function	Ultrasonic diffuse mode sensor
Range	25...400 mm
Resolution	0.5 mm
minimum measuring range	50 mm
minimum switching range	5 mm
Ultrasound frequency	300 kHz
Repeat accuracy	0.15 % of full scale
Temperature drift	1.5% of full scale
Linearity error	≤ ± 0.5 %
Edge lengths of the nominal actuator	20 mm
Approach speed	≤ 3 m/s
Pass speed	≤ 1.3 m/s
Operating voltage	15...30 VDC
Residual ripple	10 % U _s
DC rated operational current	≤ 150 mA
No-load current I ₀	≤ 50 mA
Load resistance	≤ 1000 Ω
Residual current	≤ 0.1 mA
Response time typical	60 ms
Readiness delay	300 ms
Communication protocol	IO-Link
Output function	NO/NC, PNP/NPN, analog output
Output 1	Switching output or IO-Link mode
Output 2	Analog output
Current output	4...20 mA
Load resistance, current output	≤ 0.5 kΩ
Voltage output	0...10V
Load resistance voltage output	≥ 1 kΩ
Switching frequency	10.4 Hz
Hysteresis	≤ 5 mm
Voltage drop at I ₀	≤ 2.5 V
Short-circuit protection	yes/ Cyclic
Reverse polarity protection	yes
Wire breakage protection	yes

Wiring Diagram



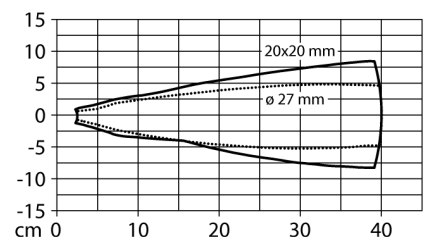
Functional principle

Ultrasonic sensors capture a multitude of objects contactlessly and wear-free with ultrasonic waves. It does not matter whether the object is transparent or opaque, metallic or non-metallic, firm, liquid or powdery. Even environmental conditions such as spray, dust or rain hardly affect their function.

The sonic cone diagram indicates the detection range of the sensor. In accordance with standard EN 60947-5-7, quadratic targets in a range of sizes (20 x 20 mm, 100 x 100 mm) and a round rod with a diameter of 27 mm are used.

Important: The detection ranges for other targets may differ from those for standard targets due to the different reflection properties and geometries.

Sonic Cone



Ultrasonic Sensor

Diffuse Mode Sensor

RU40U-M18ES-LIU2PN8X2T-H1151

IO-Link

IO-Link specification	V 1.1
IO-Link port type	Class A
Communication mode	COM 2 (38.4 kBaud)
Process data width	16 bit
Measured value information	15 bit
Switchpoint information	1 bit
Frame type	2.2
Minimum cycle time	2 ms
Function Pin 4	IO-Link
Function Pin 2	DI
Maximum cable length	20 m
Profile support	Smart Sensor Profil
Included in the SIDI GSDML	Yes

Design

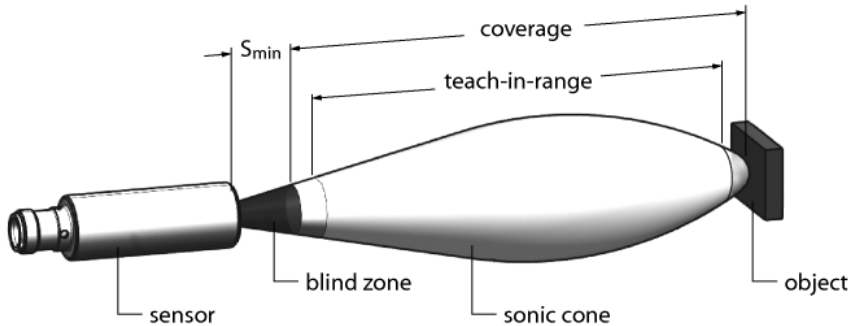
Radiation direction	Threaded barrel, M18 side
Dimensions	107 x Ø 18 mm
Housing material	Metal, CuZn, Nickel-plated
Transducer material	Plastic, Epoxyd resin and PU foam
Electrical connection	Connector, M12 x 1, 5-wire
Protection class	IP67
Ambient temperature	-25...+70 °C
Storage temperature	-40...+80 °C
Declaration of conformity EN ISO/IEC	EN 60947-5-7
Vibration resistance	IEC 60068-2
MTTF	202 years
MTTF note	acc. to SN 29500 (Ed. 99) 40 °C

Switching state

Object detected	LED, Yellow
	LED, Green

**Ultrasonic Sensor
Diffuse Mode Sensor
RU40U-M18ES-LIU2PN8X2T-H1151**

Mounting instructions/Description



Setting the limit values

The ultrasonic sensor can be parameterized in such a way that you can either set a teachable measuring and switching range via an analog and a switching output, or switching ranges via two switching outputs. These settings are done with the Easy-Teach adapter or with the buttons at the sensor. The green and yellow LEDs indicate whether the sensor has detected the object.

Various functions such as single switchpoint, window mode or reflection mode to a fixed target can be taught. Further information is described in the operating instructions. How to set the window mode by teaching two limits is described below. These two limits form the switching window and can be selected freely within the detection range.

Easy-Teach

- Connect the teach adapter TX1-Q20L60 between the sensor and connection cable
- Position object for the first limit value
- Press and hold the select button for output 1 or 2 for 2 or 8 s against Gnd
- Press and hold the select button for 8 s against Gnd to teach the first limit value
- Position object for the second limit value
- Press and hold button for at least 2 s against Gnd

Teach button

- Position object for the first limit value
- Press and hold button 1 to select output 1 or 2 for 2 or 8 s against Gnd
- Press and hold button 1 for at least 8 s
- Position object for the second limit value
- Press and hold button 1 for at least 2 s

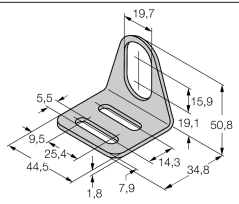
LED response

Successful teaching is indicated by a fast flashing green LED. The sensor then automatically runs in normal operating mode. Unsuccessful teach-in is indicated by the LED flashing alternately green and yellow. In normal operating mode, both LEDs signal the switching state of output 1.

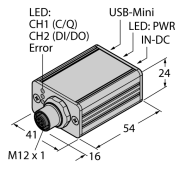
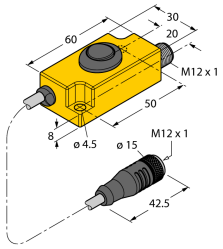
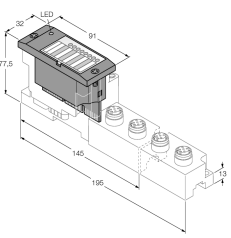
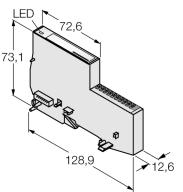
- Green: Object is within the detection range but not in the switching range
- Yellow: Object is within the switching range
- Off: Object is outside the detection range or signal loss

**Ultrasonic Sensor
Diffuse Mode Sensor
RU40U-M18ES-LIU2PN8X2T-H1151**

Accessories

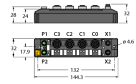
Type code	Ident-No.	Description	Dimension drawing
MW-18	6945004	Mounting bracket for threaded barrel sensors; material: Stainless steel A2 1.4301 (AISI 304)	

Function accessories

Type code	Ident-No.	Description	Dimension drawing
USB-2-IOL-0002	6825482	IO-Link Master with integrated USB port	
TX1-Q20L60	6967114	Teach adapter for inductive encoders, linear position, angle, ultrasonic and capacitive sensors	
BL67-4IOL	6827386	4-channel IO-Link Master module for the modular BL67 I/O-system	
BL20-E-4IOL	6827385	IO-Link master module for the modular BL20 I/O system, 4-channel	

**Ultrasonic Sensor
Diffuse Mode Sensor
RU40U-M18ES-LIU2PN8X2T-H1151**

Function accessories

Type code	Ident-No.	Description	Dimension drawing
TBEN-S2-4IOL	6814024	Compact multiprotocol I/O module, 4 IO-Link Master 1.1 Class A, 4 universal PNP digital channels 0.5 A	
BL20-E-4IOL-10	100001334	IO-Link master module for the modular BL20 I/O system, 4-channel	