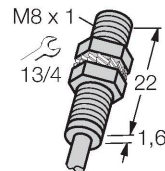


BR-EG08K-ADZ71

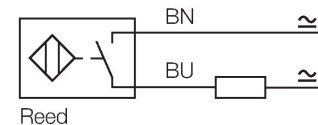
Magnetic Field Sensor



Features

- M8 × 1 threaded barrel
- Stainless steel, 1.4427 SO
- Reed contact (non-polarized)
- AC 2-wire, 3...140 VAC
- DC 2-wire, 4...200 VDC
- Cable connection

Wiring diagram

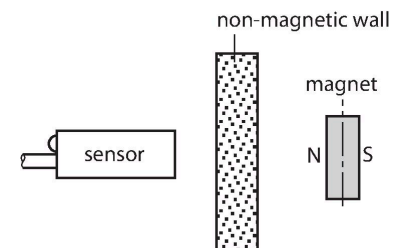


Technical data

Type	BR-EG08K-ADZ71
Ident. no.	4700520
Pass speed	≤ 10 m/s
Repeatability	≤ ± 0.1 mm
Temperature drift	≤ 0.1 mm
Hysteresis	≤ 1 mm
Ambient temperature	-25...+90 °C
Operating voltage	3...140 VAC
Operating voltage	4...200 VDC
AC rated operational current	≤ 100 mA
DC rated operational current	≤ 100 mA
Switching capacity	≤ 10 W
No-load current	≤ 0 mA
Residual current	≤ 0 mA
Isolation test voltage	≤ 0.5 kV
Short-circuit protection	no
Voltage drop at I _o	≤ 0.5 V
Wire breakage/Reverse polarity protection	no / yes
Output function	2-wire, NO contact, Reed
Switching frequency	0.5 kHz
Design	Threaded barrel, M8 × 1
Dimensions	23.6 mm
Housing material	Stainless steel, 1.4427 SO
Active area material	Plastic, PA12-GF20

Functional principle

Magnetic inductive proximity switches are actuated by magnetic fields. They detect permanent magnets through non-ferromagnetic materials such as wood, plastic, non-ferrous metals, aluminium or stainless steel. Even small-sized versions achieve large switching distances. In combination with the actuation magnet DMR31-15-5 TURCK sensors obtain a relatively high switching distance. Thus there are multiple detection possibilities, particularly if the mounting space is limited or other difficult sensing conditions prevail.



Technical data

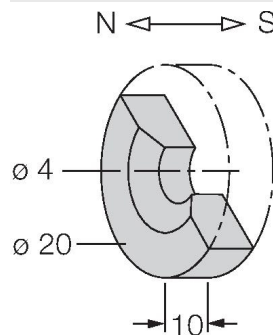
End cap	Plastic, PP
Max. tightening torque of housing nut	5 Nm
Electrical connection	Cable
Cable quality	Ø 3 mm, Gray, Lif9Y-11Y, PUR, 2 m
Core cross-section	2 x 0.14 mm ²
Vibration resistance	55 Hz (1 mm)
Shock resistance	30 g (11 ms)
Protection class	IP67

Mounting instructions

Mounting instructions/Description	Diameter active area B	Ø 8 mm
-----------------------------------	------------------------	--------

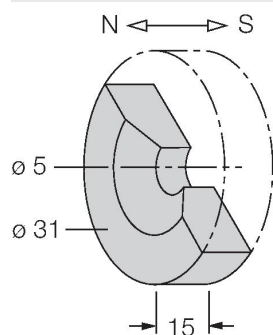
Accessories

DMR20-10-4 6900214



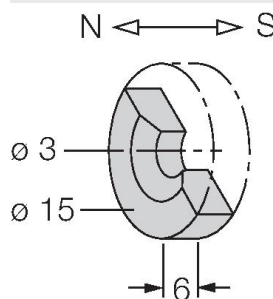
Actuation magnet; Ø 20 mm (Ø 4 mm), h: 10 mm; attainable switching distance 59 mm on BIM-(E)M12 magnetic field sensors or 50 mm on BIM-EG08 magnetic field sensors; for Q25L linear position sensors: recommended distance between the sensor and magnet: 3...4 mm

DMR31-15-5 6900215



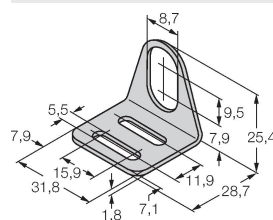
Actuation magnet, Ø 31 mm (Ø 5 mm), h: 15 mm; attainable switching distance 90 mm on BIM-(E)M12 magnetic field sensors or 78 mm on BIM-EG08 magnetic field sensors; for Q25L linear position sensors: recommended distance between the sensor and magnet: 3...5 mm

DMR15-6-3 6900216



Actuation magnet, Ø 15 mm (Ø 3 mm), h: 6 mm; attainable switching distance 36 mm on BIM-(E)M12 magnetic field sensors or 32 mm on BIM-EG08 magnetic field sensors; for Q25L linear position sensors: recommended distance between the sensor and magnet: 3...4 mm

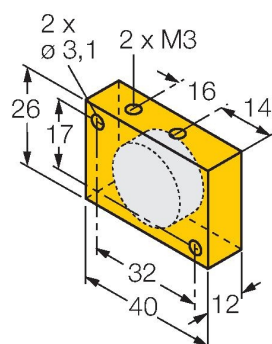
MW-08 6945008



Mounting bracket for threaded barrel sensors; material: Stainless steel A2 1.4301 (AISI 304)

DM-Q12

6900367



Actuator, rectangular, plastic,
attainable switching distance 58 mm
on BIM-(E)M12 magnetic field
sensors or 49 mm on BIM-EG08
magnetic field sensors; for Q25L
linear position sensors: recommended
distance between the sensor and
magnet: 3...5 mm