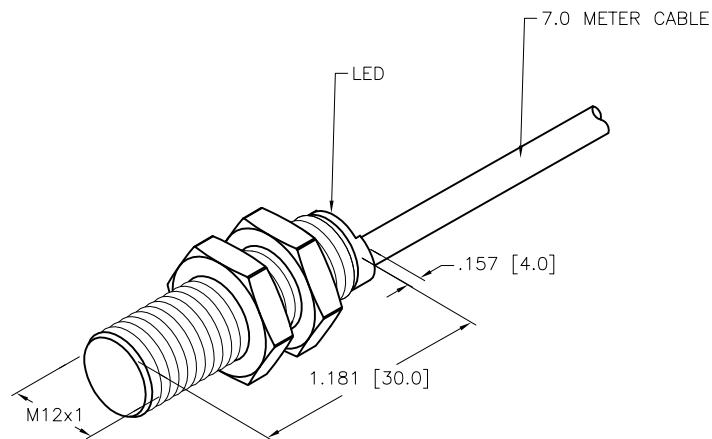




SPECIFICATIONS	
RATED OPERATING DISTANCE	2mm [.079"]
MOUNTING MODE	FLUSH
MIN. REPEAT ACCURACY	≤ 2%
TEMPERATURE DRIFT	≤ ±10%
HYSTERESIS	1–10%
AMBIENT TEMPERATURE	–25°C to +70°C (–13°F to +158°F)
OUTPUT FUNCTION	2–WIRE, NAMUR
MAX. SWITCHING FREQUENCY	≤ 3.0 kHz
VOLTAGE	NOM. 8.2 VDC
NON–ACTUATED CURRENT CONSUMPTION	≥ 2.1 mA
ACTUATED CURRENT CONSUMPTION	≤ 1.2 mA
HOUSING MATERIAL	BRASS, CHROME–PLATED
ACTIVE FACE MATERIAL	PLASTIC, PA12–GF30
END CAP MATERIAL	PLASTIC, TROGAMID T
CABLE	ø5.2, PVC
VIBRATION RESISTANCE	55 Hz (IN ALL 3 PLANES)
SHOCK RESISTANCE	30 g, 11 ms
DEGREE OF PROTECTION	IP 67
SWITCHING STATUS INDICATION	LED: YELLOW



SOURCE DRAWING - FOR REFERENCE ONLY

<div>RELATED DOCUMENTS</div> <div>1. 2. 3. 4.</div>				<div>3RD ANGLE PROJECTION</div> <div></div>		<div>THIS DRAWING IS CONFIDENTIAL AND THE PROPERTY OF TURCK INC. USE OF THIS DOCUMENT WITHOUT WRITTEN PERMISSION IS PROHIBITED.</div>		<div>3000 CAMPUS DRIVE MINNEAPOLIS, MN 55441 1-800-544-7769 (763) 553-7300 (763) 553-0708 fax www.turck.us</div> <div></div>					
				<div>MATERIAL</div> <div>SEE SPECIFICATIONS</div>		<div>ALL DIMENSIONS DISPLAYED ON THIS DRAWING ARE FOR REFERENCE ONLY</div>		<div>DRFT RDS</div> <div>DATE 01/27/12</div>		<div>DESCRIPTION</div> <div>BI2-G12-Y0X 7M</div>			
								<div>APVD J.M.</div> <div>SCALE 1=1.0</div>					
								<div>UNIT OF MEASUREMENT</div> <div>INCH [ MILLIMETER ]</div> <div>DO NOT SCALE THIS DRAWING</div>					
<div>FINISH</div> <div>SEE SPECIFICATIONS</div>		<div>CONTACT TURCK FOR MORE INFORMATION</div>		<div>IDENTIFICATION NO.</div> <div>4010097</div>		<div>REV</div> <div>C</div>							
				<div>FILE: 4010097</div>		<div>SHEET 1 OF 1</div>							

C	UPDATE ID NUMBER PER HARMONIZATION PROJECT	CBM	11/06/17	
REV	DESCRIPTION	BY	DATE	ECO NO.