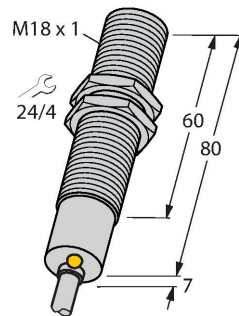


# BI5-M18-RZ3X/S120

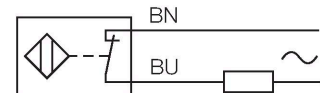
## Inductive Sensor – With Increased Temperature Range



### Features

- Threaded barrel, M18 x 1
- Chrome-plated brass
- S120 = Temperatures up to +120 °C
- AC 2-wire, 20...250 VDC
- NC contact
- Cable connection

### Wiring diagram

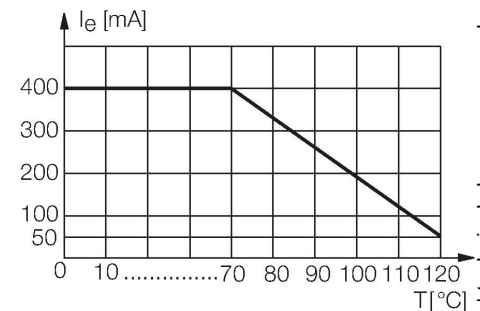


### Technical data

Type	BI5-M18-RZ3X/S120
Ident. no.	4310419
Special version	S120 corresponds to: Maximum ambient temperature = 120 °C
Rated switching distance	5 mm
Mounting conditions	Flush
Secured operating distance	$\leq (0.81 \times S_n) \text{ mm}$
Correction factors	St37 = 1; Al = 0.3; stainless steel = 0.7; Ms = 0.4
Repeat accuracy	$\leq 2 \%$ of full scale
Temperature drift	$\leq \pm 10 \%$ $\leq \pm 20 \%, \geq +70 \text{ °C}$
Hysteresis	3...15 %
Ambient temperature	-25...+120 °C
Operating voltage	20...250 VAC
Operating voltage	10...300 VDC
AC rated operational current	$\leq 400 \text{ mA}$
DC rated operational current	$\leq 300 \text{ mA}$
Frequency	$\geq 50 \dots \leq 60 \text{ Hz}$
Residual current	$\leq 1.7 \text{ mA}$
Isolation test voltage	$\leq 1.5 \text{ kV}$
Surge current	$\leq 8 \text{ A} (\leq 10 \text{ ms max. } 5 \text{ Hz})$
Voltage drop at $I_e$	$\leq 6 \text{ V}$
Output function	2-wire, NC contact
Smallest operating current	$\geq 3 \text{ mA}$

### Functional principle

Inductive sensors detect metal objects contactless and wear-free. For this purpose they use a high-frequency electromagnetic AC field that interacts with the target. The sensors hosting a ferrite core coil generate the AC field through an LC resonant circuit. Special versions are available for ambient temperatures between -60°C and +250°C.



## Technical data

Switching frequency	0.02 kHz
Design	Threaded barrel, M18 × 1
Dimensions	87 mm
Housing material	Metal, CuZn, Chrome-plated
Active area material	Plastic, PA12-GF30
End cap	Plastic, EPTR
Max. tightening torque of housing nut	25 Nm
Electrical connection	Cable
Cable quality	Ø 6 mm, SiHSi, Silicone, 2 m
Core cross-section	3 x 0.75 mm <sup>2</sup>
Vibration resistance	55 Hz (1 mm)
Shock resistance	30 g (11 ms)
Protection class	IP67
Switching state	LED, Yellow

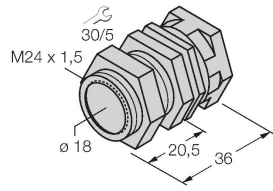
## Mounting instructions

Mounting instructions/Description	
	Distance D
	2 x B
	Distance W
	3 x Sn
	Distance T
	3 x B
	Distance S
	1.5 x B
	Distance G
	6 x Sn
	Diameter active area B
	Ø 18 mm

## Accessories

QM-18

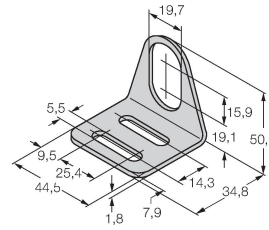
6945102



Quick-mount bracket with dead-stop; material: Chrome-plated brass. Male thread M24 × 1.5. Note: The switching distance of the proximity switches may change when using quick-mount brackets.

MW-18

6945004



Mounting bracket for threaded barrel sensors; material: Stainless steel A2 1.4301 (AISI 304)