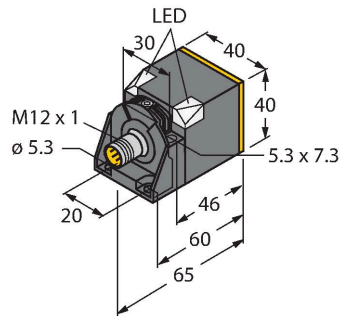


BI30U-CK40-AP6X2-H1141/S1590 W/BS4 Inductive Sensor



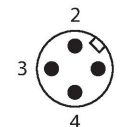
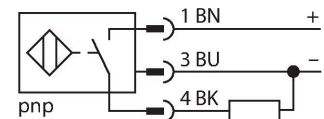
Features

- Rectangular, height 40 mm
- Variable orientation of active face in 5 directions
- Plastic, PBT-GF30-V0
- High luminance corner LEDs
- Optimum view on supply voltage and switching state from any position
- Factor 1 for all metals
- Protection class IP68
- Resistant to magnetic fields
- Large coverage
- High switching frequency
- DC 3-wire, 10...30 VDC
- NO contact, PNP output
- M12 x 1 male connector

Technical data

Type	BI30U-CK40-AP6X2-H1141/S1590 W/BS4
Ident. no.	1625893
Special version	S1590 corresponds to: With WeldGuard™ Coating
Rated switching distance	30 mm
Mounting conditions	Flush
Secured operating distance	$\leq (0.81 \times S_n) \text{ mm}$
Repeat accuracy	$\leq 2 \text{ \% of full scale}$
Temperature drift	$\leq \pm 10 \text{ \%}$
Hysteresis	3...15 %
Ambient temperature	-10...+60 °C
Operating voltage	10...30 VDC
Residual ripple	$\leq 10 \text{ \% } U_{ss}$
DC rated operational current	$\leq 200 \text{ mA}$
No-load current	$\leq 15 \text{ mA}$
Residual current	$\leq 0.1 \text{ mA}$
Isolation test voltage	$\leq 0.5 \text{ kV}$
Short-circuit protection	yes / Cyclic
Voltage drop at I_o	$\leq 1.8 \text{ V}$
Wire breakage/Reverse polarity protection	yes / Complete
Output function	3-wire, NO contact, PNP
Insulation class	□
Switching frequency	0.25 kHz

Wiring diagram



Functional principle

Inductive sensors are designed for wear-free and contactless detection of metal objects. uprox+ sensors have significant advantages due to their patented multi-coil system. They excel thanks to their optimum switching distances, maximum flexibility and operational reliability as well as efficient standardization.

Technical data

Design	Rectangular, CK40
Dimensions	65 x 40 x 40 mm
	variable orientation of active face in 5 directions
Housing material	Plastic, PBT-GF20-V0, Black
Active area material	Plastic, PA12-GF30, yellow
Electrical connection	Connector, M12 x 1
Vibration resistance	55 Hz (1 mm)
Shock resistance	30 g (11 ms)
Protection class	IP68
MTTF	874 years acc. to SN 29500 (Ed. 99) 40 °C
Power-on indication	2 x LEDs, Green
Switching state	2 x LEDs, Yellow
Included in delivery	Fixing clamp BS4-CK40


Mounting instructions

Mounting instructions/Description	
	Distance D 80 mm
	Distance W 90 mm
	Distance S 40 mm
	Distance G 180 mm
	Width active area B 40 mm
<p>When installing the sensor in an aperture plate (sheet metal, e.g., a step plate) the sensor must be fully embedded in metal for reliable detection of the target.</p>	

Accessories

BSS-CP40	6901318
<p>Mounting clamp for rectangular housings 40 x 40 mm; material: Polypropylene</p>	

Wiring accessories

Dimension drawing	Type	Ident. no.	
	RKC4T-2/TEL	6625010	Connection cable, female M12, straight, 3-pin, cable length: 2 m, sheath material: PVC, black; cULus approval; other cable lengths and qualities available, see www.turck.com