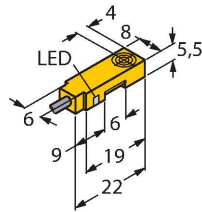


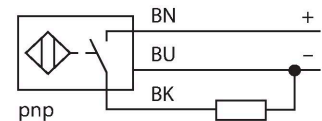
# BI2-Q5.5K-AP6X Inductive Sensor



## Features

- Rectangular, height 5.5 mm
- Active face on top
- Plastic, PP GF-20
- DC 3-wire, 10...30 VDC
- NO contact, PNP output
- Cable connection

## Wiring diagram

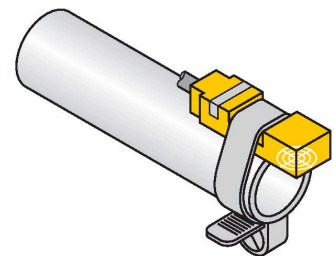


## Technical data

Type	BI2-Q5.5K-AP6X
Ident. no.	1613015
Rated switching distance	2 mm
Mounting conditions	Flush
Secured operating distance	$\leq (0.81 \times S_n)$ mm
Correction factors	St37 = 1; Al = 0.3; stainless steel = 0.7; Ms = 0.4
Repeat accuracy	$\leq 2$ % of full scale
Temperature drift	$\leq \pm 10$ %
Hysteresis	3...15 %
Ambient temperature	-25...+70 °C
Operating voltage	10...30 VDC
Residual ripple	$\leq 10$ % $U_{ss}$
DC rated operational current	$\leq 150$ mA
No-load current	$\leq 15$ mA
Residual current	$\leq 0.1$ mA
Isolation test voltage	$\leq 0.5$ kV
Short-circuit protection	yes / Cyclic
Voltage drop at $I_o$	$\leq 1.8$ V
Wire breakage/Reverse polarity protection	yes / Complete
Output function	3-wire, NO contact, PNP
Switching frequency	2 kHz
Design	Rectangular, Q5,5K
Dimensions	22 x 8 x 5.5 mm

## Functional principle

Inductive sensors detect metal objects contactless and wear-free. For this, they use a high-frequency electromagnetic AC field that interacts with the target. Inductive sensors generate this field via an RLC circuit with a ferrite coil.



## Technical data

Housing material	Plastic, PP-GF20
Active area material	PP-GF20
Electrical connection	Cable
Cable quality	Ø 3 mm, Gray, Lif9Y-11Y, PUR, 2 m
	Suited for E-ChainSystems® acc. to manufacturers declaration H1063M
Core cross-section	3 x 0.14 mm <sup>2</sup>
Vibration resistance	55 Hz (1 mm)
Shock resistance	30 g (11 ms)
Protection class	IP67
MTTF	2283 years acc. to SN 29500 (Ed. 99) 40 °C
Switching state	LED, Yellow

## Mounting instructions

Mounting instructions/Description	
	Distance D
	2 x B
	Distance W
	3 x Sn
	Distance S
	1 x B
	Distance G
	6 x Sn
	Width active area B
	8 mm