

# NI40U-CP40-FDZ30X2/S10

## Inductive Sensor – With Increased Switching Distance

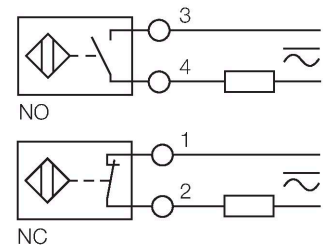
### Technical data

Type	NI40U-CP40-FDZ30X2/S10
Ident. no.	4280801
Special version	S10 corresponds to: Mounting base with 1/2-14NPT thread
Rated switching distance	40 mm
Mounting conditions	Non-flush
Secured operating distance	$\leq (0.81 \times S_n)$ mm
Repeat accuracy	$\leq 2$ % of full scale
Temperature drift	$\leq \pm 10$ %
	$\leq \pm 20$ %, $\leq -25$ °C v $\geq +70$ °C
Hysteresis	3...15 %
Ambient temperature	-30...+85 °C
Operating voltage	20...250 VAC
Operating voltage	10...300 VDC
AC rated operational current	$\leq 400$ mA
DC rated operational current	$\leq 300$ mA
Frequency	$\geq 50$ ... $\leq 60$ Hz
Residual current	$\leq 1.7$ mA
Isolation test voltage	$\leq 1.5$ kV
Surge current	$\leq 3$ A ( $\leq 20$ ms max. 5 Hz)
Short-circuit protection	yes / Latching
Voltage drop at $I_o$	$\leq 6$ V
Wire breakage/Reverse polarity protection	yes / Complete
Output function	2-wire, Connection programmable
Smallest operating current	$\geq 3$ mA
Insulation class	□
Switching frequency	0.01 kHz
Design	Rectangular, CP40
Dimensions	114 x 40 x 40 mm
Housing material	Plastic, PBT-GF30-V0, Black
Active area material	Plastic, PA6-GF30-X, yellow
Electrical connection	Terminal chamber
Clamping ability	$\leq 2.5$ mm <sup>2</sup>
Vibration resistance	55 Hz (1 mm)
Shock resistance	30 g (11 ms)

### Features

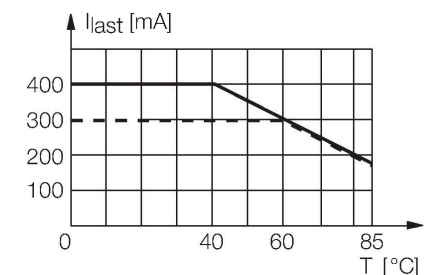
- Rectangular, height 40 mm
- Variable orientation of active face in 9 directions
- Plastic, PBT-GF30-V0
- High luminance corner LEDs
- Optimum view on supply voltage and switching state from any position
- Factor 1 for all metals
- Increased switching distance
- Protection class IP68
- Large coverage
- Resistant to magnetic fields
- Extended temperature range
- High switching frequency
- AC 2-wire, 20...250 VAC
- DC 2-wire, 10...300 VDC
- NC/NO programmable
- Terminal chamber

### Wiring diagram



### Functional principle

Inductive sensors are designed for wear-free and contactless detection of metal objects. uprox Factor 1 sensors have significant advantages due to their patented ferrite-coreless multi-coil system. They detect all metals at the same large switching distance and are resistant to magnetic fields.

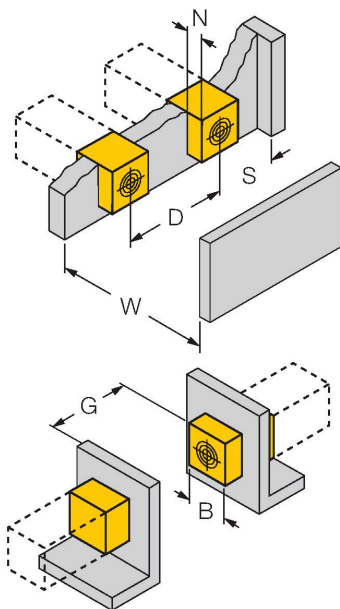


## Technical data

Protection class	IP68
MTTF	874 years acc. to SN 29500 (Ed. 99) 40 °C
Power-on indication	2 × LEDs, Green
Switching state	2 × LEDs, Yellow

## Mounting instructions

### Mounting instructions/Description

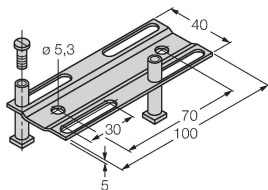


Distance D	6 x B
Distance W	3 x Sn
Distance S	1.5 x B
Distance G	6 x Sn
Distance N	1 x B
Width active area B	40 mm

## Accessories

### Adjusting bar JS 025/037

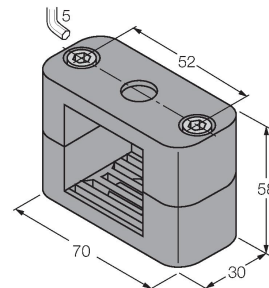
69429



Adjusting bar for rectangular housings CK/CP40; material: VA 1.4301

### BSS-CP40

6901318



Mounting clamp for rectangular housings 40 x 40 mm; material: Polypropylene