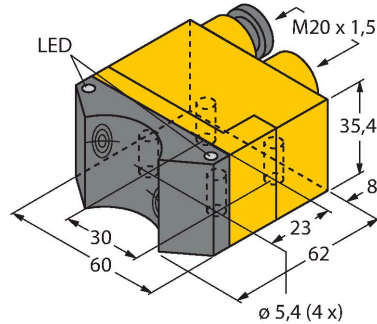


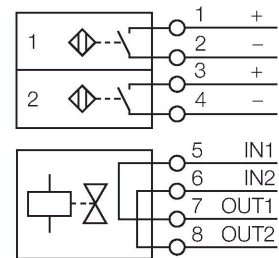
NI4-DSU35TC-2AD4X2 Inductive Sensor – For Rotary Actuators



Features

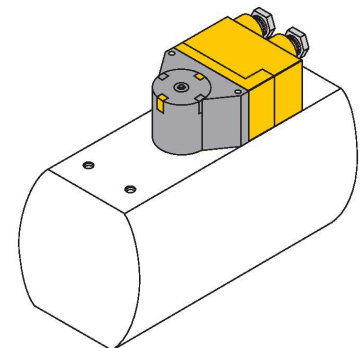
- Rectangular, housing DSU35
- Plastic, PP-GF30-VO
- Two outputs for monitoring the position of rotary actuators
- Mounting on all standard actuators
- DC 2-wire , 10...65 VDC
- 2 x NO contact
- Terminal chamber

Wiring diagram



Functional principle

Inductive sensors detect metal objects contactless and wear-free. Dual sensors are especially designed for position detection in rotary actuators. They combine the reliability of non-contact inductive sensors with the flexibility of a modular housing system.



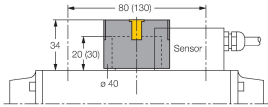
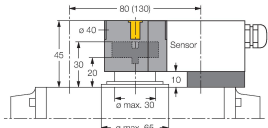
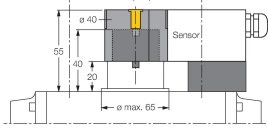
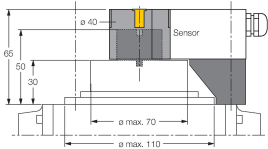
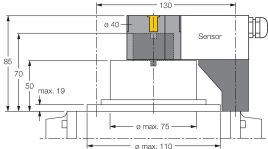
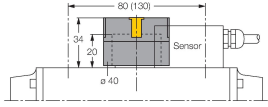
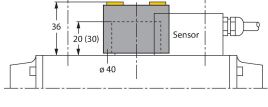
Technical data

Type	NI4-DSU35TC-2AD4X2
Ident. no.	4430130
Rated switching distance	4 mm
Mounting conditions	Non-flush
Correction factors	St37 = 1; Al = 0.3; stainless steel = 0.7; Ms = 0.4
Repeat accuracy	≤ 2 % of full scale
Temperature drift	≤ ± 10 %
Hysteresis	3...15 %
Ambient temperature	-25...+70 °C
Operating voltage	10...65 VDC
Residual ripple	≤ 10 % U _{ss}
DC rated operational current	≤ 100 mA
Residual current	≤ 0.6 mA
Isolation test voltage	≤ 0.5 kV
Short-circuit protection	yes / Cyclic
Voltage drop at I _o	≤ 5 V
Wire breakage/Reverse polarity protection	Complete
Output function	4-wire, NO contact, 2-wire
Smallest operating current	≥ 3 mA
	for each sensor
Valve control	≤ 2,5 A / ≤ 250 V
Switching frequency	0.05 kHz

Technical data

Design	Dual sensor for valve monitoring, DSU35
Dimensions	62 x 60 x 35.4 mm
Housing material	Plastic, PP-GF30, Yellow
Active area material	Plastic, PP-GF30, black
Max. tightening torque of housing nut	3 Nm
Electrical connection	Terminal chamber
Clamping ability	≤ 2.5 mm ²
Vibration resistance	55 Hz (1 mm)
Shock resistance	30 g (11 ms)
Protection class	IP67
MTTF	2283 years acc. to SN 29500 (Ed. 99) 40 °C
Switching state	2 × LEDs, Yellow/Red
Included in delivery	2 cable glands (black), 1 blanking plug

Accessories

BTS-DSU35-EB1 	6900225 <p>Actuation kit (puck) for dual sensors; end position damped; hole pattern on receptacle surface: 80 x 30 mm and 130 x 30 mm; connection shaft (shaft extension) height: 20 mm (30 mm)/Ø: max. 30 mm</p>	BTS-DSU35-Z01 	6900229 <p>Mounting kit for dual sensors for larger rotary actuators; Ø spacer plate and snap ring: max. 65 mm; hole pattern on receptacle surface: 30 x 80 mm (30 x 130 mm); connection shaft (shaft extension) height: 20 mm/Ø: max. 30 mm</p>
BTS-DSU35-Z02 	6900230 <p>Mounting kit for dual sensors for larger rotary actuators; Ø spacer plate and snap ring: max. 65 mm; hole pattern on receptacle surface: 30 x 80 mm (30 x 130 mm); connection shaft (shaft extension) height: 20 mm (30 mm)/Ø: max. 40 mm</p>	BTS-DSU35-Z03 	6900231 <p>Mounting kit for dual sensors for larger rotary actuators; Ø spacer plate and snap ring: max. 110 mm; hole pattern on receptacle surface: 30 x 130 mm; connection shaft (shaft extension) height: 30 mm/Ø: max. 70 mm</p>
BTS-DSU35-Z07 	6900403 <p>Mounting kit for dual sensors for larger rotary actuators; Ø spacer plate and snap ring: max. 110 mm; hole pattern on receptacle surface: 30 x 130 mm; connection shaft (shaft extension) height: 50 mm/Ø: max. 75 mm</p>	BTS-DSU35-EBE3 	6901070 <p>Actuation kit (puck) for dual sensors; end position damped; "open" and "closed" switchpoint adjustable; hole pattern on receptacle surface: 80 x 30 mm and 130 x 30 mm; connection shaft (shaft extension) height: 20 mm/Ø: max. 30 mm</p>
BTS-DSU35-EU2 	6900455 <p>Actuation kit (puck) for dual sensors; end position undamped for clockwise and counter-clockwise drives; hole pattern on flange surface 80 x 30 mm and 130 x 30 mm; connection shaft (shaft stud) height 20 (30) mm / Ø max. 30 mm</p>		