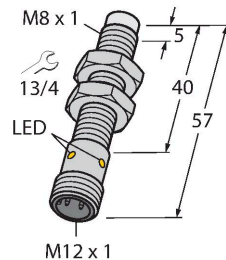


NI6U-EGT08-AP6X-H1341 Inductive Sensor



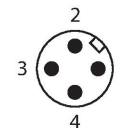
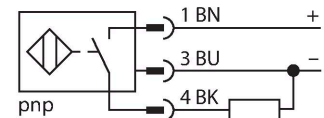
Features

- Threaded barrel, M8 x 1
- Stainless steel, PTFE-coated
- Factor 1 for all metals
- Protection class IP68
- Resistant to magnetic fields
- Large switching distance
- High switching frequency
- Integrated protection against predamping
- Little metal-free spaces
- DC 3-wire, 10...30 VDC
- NO contact, PNP output
- M12 x 1 male connector

Technical data

Type	NI6U-EGT08-AP6X-H1341
Ident. no.	4635811
Rated switching distance	6 mm
Mounting conditions	Non-flush
Secured operating distance	$\leq (0.81 \times S_n)$ mm
Repeat accuracy	≤ 2 % of full scale
Temperature drift	$\leq \pm 10$ %
	$\leq \pm 20$ %, ≤ 0 °C
Hysteresis	3...15 %
Ambient temperature	-30...+85 °C
Operating voltage	10...30 VDC
Residual ripple	≤ 10 % U_{ss}
DC rated operational current	≤ 150 mA
No-load current	≤ 15 mA
Residual current	≤ 0.1 mA
Isolation test voltage	≤ 0.5 kV
Short-circuit protection	yes / Cyclic
Voltage drop at I_o	≤ 1.8 V
Wire breakage/Reverse polarity protection	yes / Complete
Output function	3-wire, NO contact, PNP
Insulation class	□
Switching frequency	1 kHz
Design	Threaded barrel, M8 x 1
Dimensions	57 mm

Wiring diagram



Functional principle

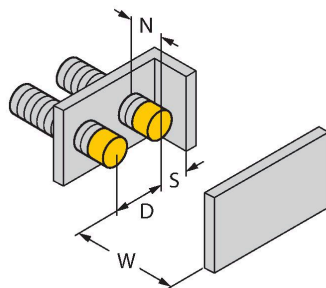
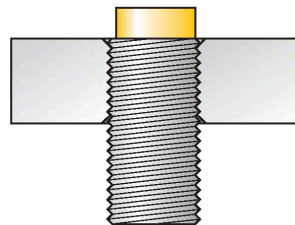
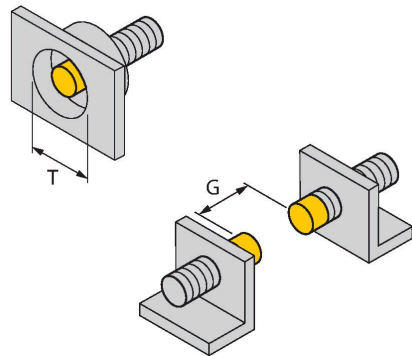
Inductive sensors are designed for wear-free and contactless detection of metal objects. uprox+ sensors have significant advantages due to their patented multi-coil system. They excel thanks to their optimum switching distances, maximum flexibility and operational reliability as well as efficient standardization.

Technical data

Housing material	Stainless steel, 1.4427 SO, PTFE-coated
Active area material	Plastic, PP, PTFE-coated
Max. tightening torque of housing nut	5 Nm
Electrical connection	Connector, M12 × 1
Vibration resistance	55 Hz (1 mm)
Shock resistance	30 g (11 ms)
Protection class	IP68
MTTF	874 years acc. to SN 29500 (Ed. 99) 40 °C
Switching state	LED, Yellow

Mounting instructions

Mounting instructions/Description



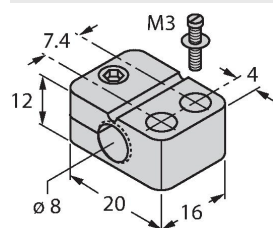
Distance D	3 x B
Distance W	3 x Sn
Distance T	3 x B
Distance S	1.5 x B
Distance G	6 x Sn
Distance N	2 x Sn
Diameter active area B	Ø 8 mm

All non-flush mountable uprox®+ threaded barrel sensors can be screwed to the upper edge of the barrel. In this mounting position, the sensor operates safely with a 20 % reduced switching distance.

Accessories

BST-08B

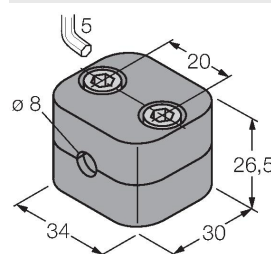
6947210



Mounting clamp for threaded barrel sensors, with dead-stop; material: PA6

BSS-08

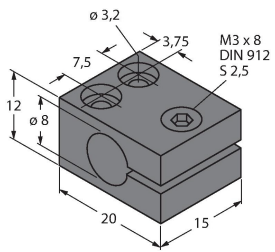
6901322



Mounting clamp for smooth and threaded barrel sensors; material: Polypropylene

MBS80

69479



Mounting clamp for smooth barrel sensors; mounting block material: Anodized aluminum