



1" MIN Series Size II Receptacles

6, 7 & 8 Conductor MIN Series Size II Receptacles, 16/18/22AWG

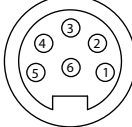
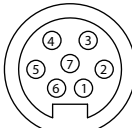
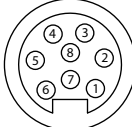


Front Mount Receptacles | 1/2"-14 NPT Threads | IP69 Rating



B

MIN Series Size II Receptacles

# of Poles	Male Faceview	Color Code	Rating	Wire AWG	Male Receptacles	Female Receptacles
6	 1"-16UN2	North American 1. Orange 2. Blue 3. Black 4. White 5. Red 6. Green/Yellow	600V 8A	16 AWG	MIN-6MR2-1	MIN-6FR2-1
			300V 5.5A	18 AWG	MIN-6MR2-1-18	MIN-6FR2-1-18
			300V 3A	22 AWG	MIN-6MR2-1-22	MIN-6FR2-1-22
7	 1"-16UN2	North American 1. White/Black 2. Black 3. White 4. Red 5. Orange 6. Blue 7. Green/Yellow	600V 8A	16 AWG	MIN-7MR2-1	MIN-7FR2-1
			300V 5A	18 AWG	MIN-7MR2-1-18	MIN-7FR2-1-18
			300V 3A	22 AWG	MIN-7MR2-1-22	MIN-7FR2-1-22
8	 1"-16UN2	North American 1. Orange 2. Blue 3. White/Black 4. Black 5. White 6. Red 7. Green/Yellow 8. Red/Black	600V 5A	16 AWG	MIN-8MR2-1	MIN-8FR2-1
			300V 5A	18 AWG	MIN-8MR2-1-18	MIN-8FR2-1-18
			300V 3A	22 AWG	MIN-8MR2-1-22	MIN-8FR2-1-22

12" leads are standard. Longer lead lengths are available, please consult the factory for part numbers.

Standard shell is anodized aluminum, for stainless steel shell, add a "-SS" suffix (e.g. MIN-7MR2-1-18 becomes MIN-7MR2-1-18-SS).

Use the suffix "-G" to include lock nut and O-ring on receptacles with standard 12" leads or shorter. (e.g. MIN-7MR2-1-18 becomes MIN-7MR2-1-18-G)

O-ring and lock nut are included on lead lengths of 15" or longer.

Specifications:

Shell:	Clear Anodized Aluminum
Lock Nut:	Nickel Plated Brass
Insulator:	105° C, Oil Resistant Yellow PVC
Contacts:	Copper Alloy with Gold Plating
O-Ring:	NBR
Lock Nut:	Zinc Plated Steel
Temperature:	-40°C to +105°C (-40°F to +221°F)

