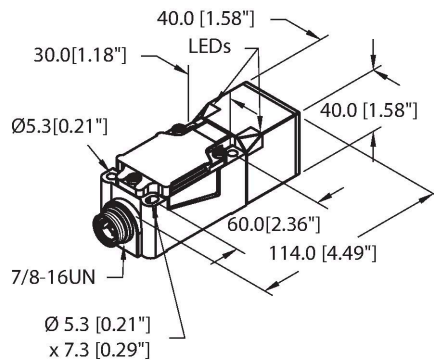


# NI40U-CP40-VN4X2-B1141

## Inductive Sensor – With Extended Switching Distance



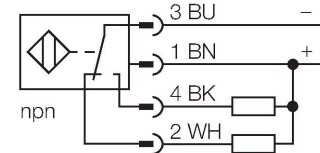
### Features

- Rectangular, height 40 mm
- Variable orientation of active face in 9 directions
- Plastic, PBT-GF30-VO
- High-luminance corner LEDs
- Optimum view of operating voltage and switching state from any position
- Factor 1 for all metals
- Increased switching distance
- Protection class IP68
- Large coverage
- Resistant to magnetic fields
- Extended temperature range
- High switching frequency
- DC 4-wire, 10...65 VDC
- Changeover contact, NPN output
- 7/8" male connector

### Technical data

Type	NI40U-CP40-VN4X2-B1141
ID no.	1540691
Rated switching distance	40 mm
Mounting conditions	Non-flush
Secured operating distance	$\leq (0.81 \times S_n)$ mm
Repeat accuracy	$\leq 2$ % of full scale
Temperature drift	$\leq \pm 10$ %
	$\leq \pm 20$ %, $\leq -25$ °C v $\geq +70$ °C
Hysteresis	3...15 %
Ambient temperature	-30...+85 °C
Operating voltage	10...65 VDC
Residual ripple	$\leq 10$ % $U_{ss}$
DC rated operational current	$\leq 200$ mA
No-load current	$\leq 15$ mA
Residual current	$\leq 0.1$ mA
Isolation test voltage	$\leq 0.5$ kV
Short-circuit protection	yes / Cyclic
Voltage drop at $I_o$	$\leq 1.8$ V
Wire breakage/Reverse polarity protection	yes / Complete
Output function	4-wire, Complementary contact, NPN
Switching frequency	0.25 kHz
Design	Rectangular, CP40
Dimensions	114 x 40 x 40 mm
Housing material	Plastic, PBT-GF30-V0, Black

### Wiring diagram



### Functional principle

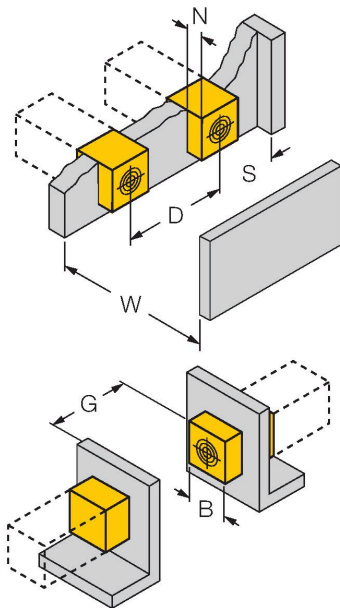
Inductive sensors are designed for wear-free and contactless detection of metal objects. uprox Factor 1 sensors have significant advantages due to their patented ferrite-coreless multi-coil system. They detect all metals at the same large switching distance and are resistant to magnetic fields.

## Technical data

Active area material	Plastic, PA6-GF30-X, yellow
Connector housing	metal
Electrical connection	Connector, 7/8"
Vibration resistance	55 Hz (1 mm)
Shock resistance	30 g (11 ms)
Protection class	IP68
MTTF	874 years acc. to SN 29500 (Ed. 99) 40 °C
Power-on indication	2 × LEDs, Green
Switching state	2 × LEDs, Yellow

## Mounting instructions

### Mounting instructions/Description



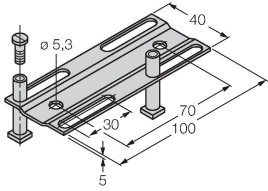
Distance D	240 mm
Distance W	3 x Sn
Distance S	1.5 x B
Distance G	6 x Sn
Distance N	30 mm
Width active area B	40 mm

## Accessories

Adjusting bar JS 025/037

69429

Adjusting bar for rectangular housings  
CK/CP40; material: VA 1.4301



BSS-CP40

6901318

Mounting clamp for rectangular  
housings 40 x 40 mm; material:  
Polypropylene

