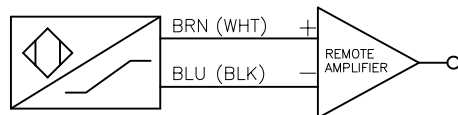
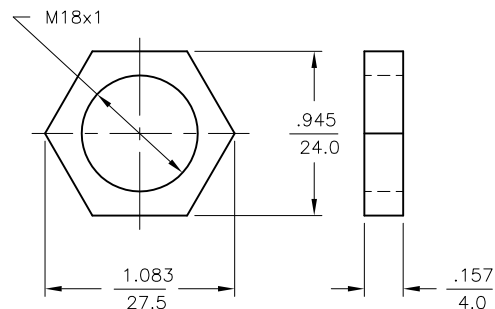


WIRING DIAGRAM

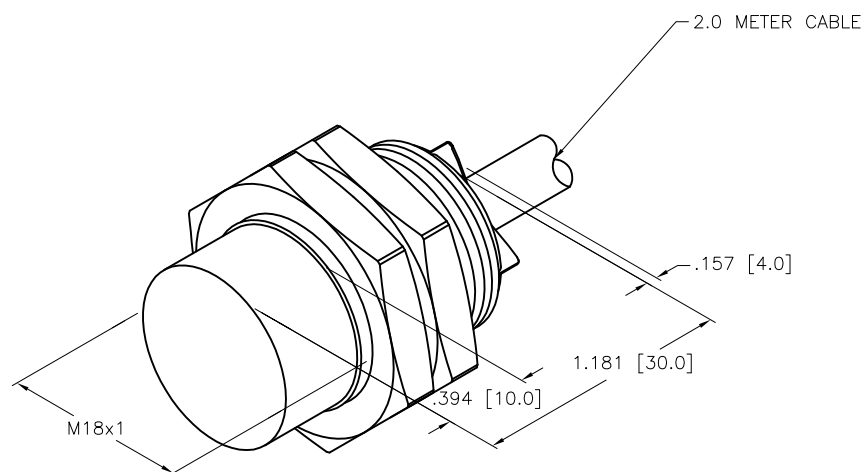


LOCKNUT LN-M18



SPECIFICATIONS

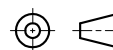
RATED OPERATING DISTANCE	10mm [.397"]
MOUNTING MODE	NON-FLUSH
HYSTERESIS	1-10%
MIN. REPEAT ACCURACY	≤ 2%
TEMPERATURE DRIFT	≤ ± 10%
OPERATING TEMPERATURE	-25°C to +70°C (-13°F to +158°F)
OUTPUT FUNCTION	2-WIRE, NAMUR
MAX. SWITCHING FREQUENCY	≤ 0.5 kHz
RATED OPERATIONAL VOLTAGE	8.2 VDC NOMINAL
NON-ACTUATED CURRENT CONSUMPTION	≥ 2.1 mA
ACTUATED CURRENT CONSUMPTION	≤ 1.2 mA
HOUSING MATERIAL	METAL, BRASS/CHROME-PLATED
ACTIVE FACE MATERIAL	PLASTIC, PA12-GF30
END CAP MATERIAL	PLASTIC, TROGAMID T
CABLE	ø5.2, LiYY, PVC
VIBRATION RESISTANCE	55 Hz (IN ALL 3 PLANES)
SHOCK RESISTANCE	30 g, 11 ms
DEGREE OF PROTECTION	IP 67



RELATED DOCUMENTS

- 1.
- 2.
- 3.
- 4.

3RD ANGLE PROJECTION



THIS DRAWING IS
CONFIDENTIAL AND THE
PROPERTY OF TURCK
INC. USE OF THIS
DOCUMENT WITHOUT
WRITTEN PERMISSION IS
PROHIBITED.

TURCK

3000 CAMPUS DRIVE
MINNEAPOLIS, MN 55441
1-800-544-7769
(763) 553-7300
(763) 553-0708 fax
www.turck.us

MATERIAL
SEE
SPECIFICATIONS

ALL DIMENSIONS
DISPLAYED ON THIS
DRAWING ARE FOR
REFERENCE ONLY

FINISH

CONTACT TURCK
FOR MORE
INFORMATION

DRFT SMW
APVD

DATE 3/19/87
SCALE 1=.7

UNIT OF MEASUREMENT
INCH [MILLIMETER]

DO NOT SCALE THIS DRAWING

DESCRIPTION

NI10-G18-Y0

IDENTIFICATION NO.

1006170

REV

F

F	UPDATE ID NUMBER PER HARMONIZATION PROJECT	CBM	04/18/18	
REV	DESCRIPTION	BY	DATE	ECO. NO.

SHEET 1 OF 1