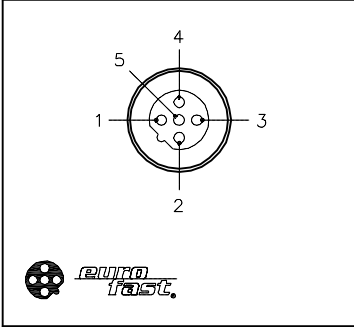
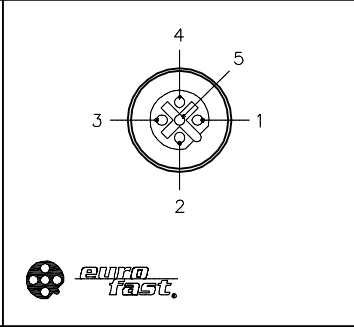


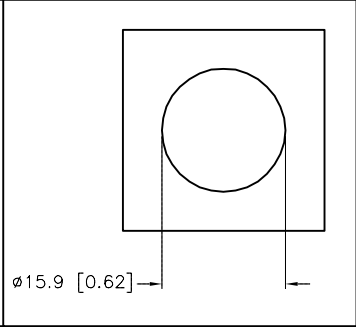
MALE END VIEW



FEMALE END VIEW



PANEL CUT-OUT

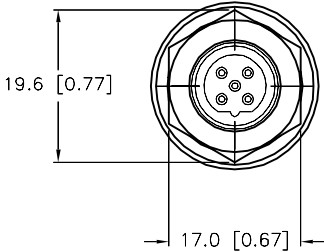


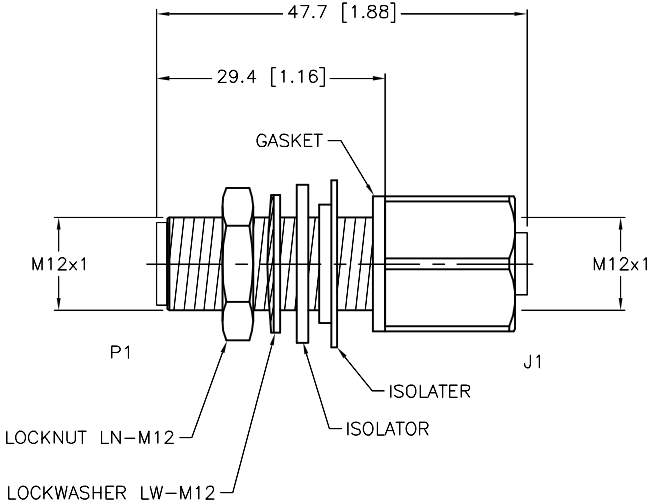
SPECIFICATIONS

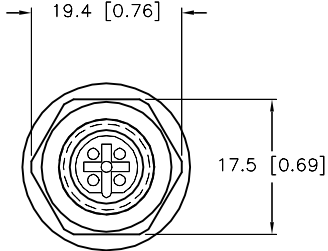
CONTACT CARRIER MATERIAL	NYLON OR TPU
CONTACT MATERIAL/PLATING	BRASS/GOLD
HOUSING MATERIAL/PLATING	BRASS/NICKEL
RATED CURRENT [A]	4.0 A
RATED VOLTAGE [V]	150 V
TEMPERATURE RANGE	-40°C to +105°C (-40°F to +221°F)
PROTECTION CLASS	MEETS NEMA 1,3,4,6P AND IEC IP67
INSULATION RESISTANCE	≥10 ⁹ Ω
GASKET MATERIAL	NITRILE (BUNA N)
ISOLATOR MATERIAL	NYLON

WIRING DIAGRAM

P1	J1
1	1
2	2
3	3
4	4
5	5







NOTES:

1. CONNECTOR KEYWAY POSITIONS ARE REFERENCE ONLY. KEYWAYS MAY BE IN ANY POSITION.

RELATED DOCUMENTS

3RD ANGLE PROJECTION

THIS DRAWING IS CONFIDENTIAL AND THE PROPERTY OF TURCK INC. USE OF THIS DOCUMENT WITHOUT WRITTEN PERMISSION IS PROHIBITED.

1.

2.

3.

4.

MATERIAL

FINISH

DRFT

APVD

UNIT OF MEASUREMENT

MILLIMETER [INCH]

DO NOT SCALE THIS DRAWING

DATE

SCALE

DESCRIPTION

IDENTIFICATION NO.

REV

3000 CAMPUS DRIVE
MINNEAPOLIS, MN 55441
1-800-544-7769
(763) 553-7300
(763) 553-0708 fax
turck.com

FWK FSW 4.5/M12

U5098

E

E

ADD KEYWAY NOTE

NF

06/15/15

49971

REV

DESCRIPTION

BY

DATE

ECO NO.