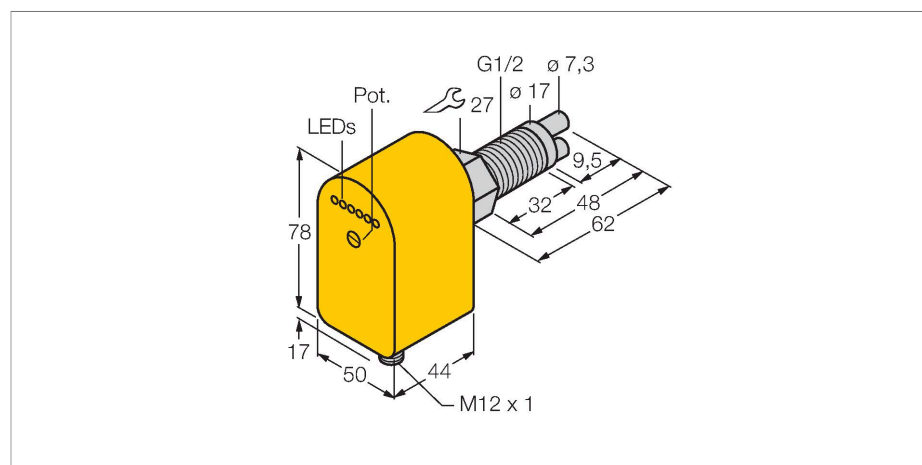


FCS-GL1/2A2P-LIX-H1141/A

Flow Monitoring – Immersion Sensor with Integrated Processor



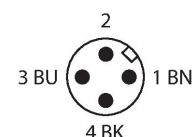
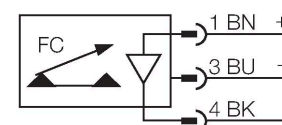
Technical data

Ident. no.	6870455
Type	FCS-GL1/2A2P-LIX-H1141/A
Mounting	Immersion sensor
Air Operating Range	0.5...30 m/s
Stand-by time	20...90 s
Setting time	4...30 s
Temperature jump, response time	max. 100 s
Temperature gradient	≤ 20 K/min
Medium temperature	-20...+80 °C
Ambient temperature	-20...+70 °C
Operating voltage	20.4...27.6 VDC
Current consumption	≤ 80 mA
Output function	Analog output
Short-circuit protection	yes
Reverse polarity protection	yes
Current output	4...20 mA
Load	200...500 Ω
Protection class	IP67
MTTF	298 years acc. to SN 29500 (Ed. 99) 40 °C
Design	Immersion
Housing material	Plastic, PBT
Sensor material	Stainless steel, V2A (1.4305)
Max. tightening torque housing nut	30 Nm
Electrical connection	Connector, M12 x 1

Features

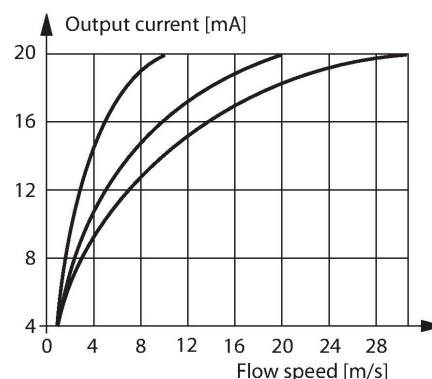
- Sensor for gaseous media
- Calorimetric principle
- Adjustments via potentiometer
- DC 3-wire, 21.6...26.4 VDC
- 4...20 mA analog output
- Connector device, M12 x 1

Wiring diagram



Functional principle

Our insertion - flow sensors operate on the principle of thermodynamics. The measuring probe is heated by several °C as against the flow medium. When fluid moves along the probe, the heat generated in the probe is dissipated. The resulting temperature is measured and compared to the medium temperature. The flow status of every medium can be derived from the evaluated temperature difference. Thus TURCK's wear-free flow sensors reliably monitor the flow of gaseous and liquid media.



Technical data

Process Pressure	30 bar
Process connection	G ½" long version
Flow state display	LED chain, red (1x), green (5x)
LED display	red = 4 mA 1x green > 4 mA 2x green > 8 mA 3x green > 12 mA 4x green > 16 mA 5x green = 20 mA