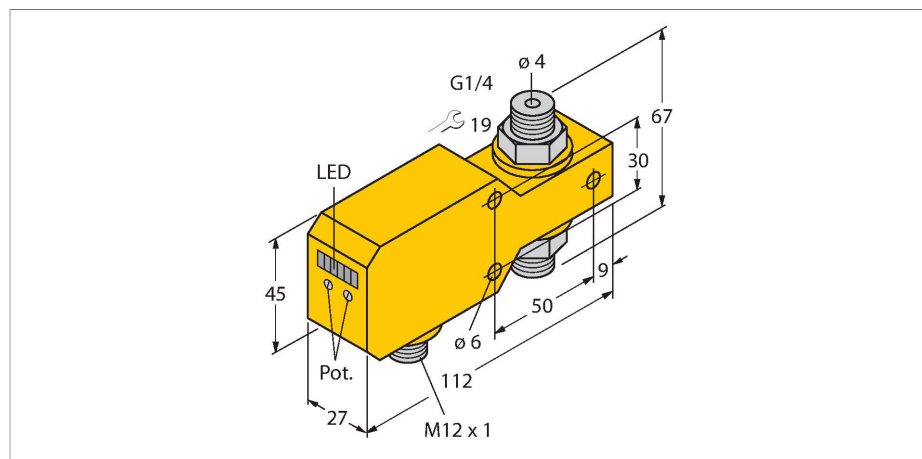


FCI-D04A4P-LIX-H1141

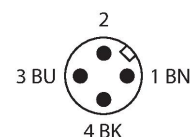
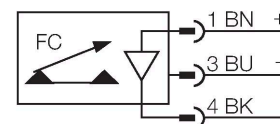
Flow Monitoring – Inline Sensor with Integrated Processor



Features

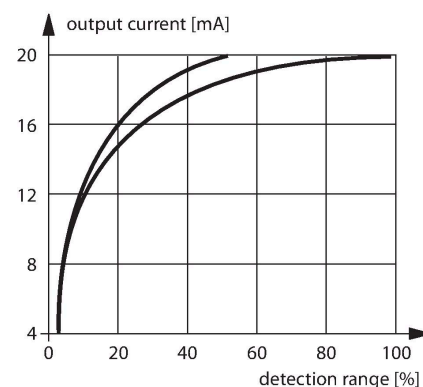
- Flow sensor for liquid media
- Calorimetric principle
- Adjustment via potentiometer
- LED band
- Operating range 0.01...1 l/min
- DC 3-wire, 21.6...26.4 VDC
- 4...20 mA analog output
- Connector device, M12 x 1

Wiring diagram



Functional principle

The function of the inline flow sensors is based on the thermo-dynamic principle. Heat is generated in a measuring tube and absorbed by the flowing medium. The transported heat loss is thus a measure of the flow speed. Thus TURCK's wear-free flow sensors reliably monitor the flow of gaseous and liquid media. A low pressure drop and fast response to flow rate variations are the outstanding features of these devices.



Technical data

Ident. no.	6870641
Type	FCI-D04A4P-LIX-H1141
Mounting	Inline sensor
Flow operating range	0,01...1 l/min
Stand-by time	5...15 s
Setting time	0.5...1 s
Temperature gradient	≤ 400 K/min
Medium temperature	0...+80 °C
Ambient temperature	0...+60 °C
Operating voltage	21.6...26.4 VDC
Current consumption	≤ 50 mA
Output function	Analog output
Short-circuit protection	yes
Reverse polarity protection	yes
Current output	4...20 mA
Load	200...500 Ω
Protection class	IP67
Design	Inline
Housing material	Plastic, PBT
Sensor material	Stainless steel, V4A (1.4571)
Max. tightening torque housing nut	30 Nm
Electrical connection	Connector, M12 x 1
Process Pressure	20 bar
Process connection	G 1/4"

Technical data

Flow state display	LED chain, red (1x), green (5x)
LED display	red = 4 mA 1x green > 4 mA 2x green > 8 mA 3x green > 12 mA 4x green > 16 mA 5x green = 20 mA