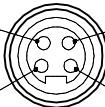



FEMALE END VIEW

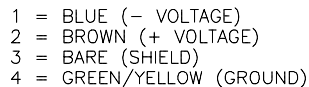


1 = BLUE (- VOLTAGE)
2 = BROWN (+ VOLTAGE)
3 = BARE (SHIELD)
4 = GREEN/YELLOW (GROUND)

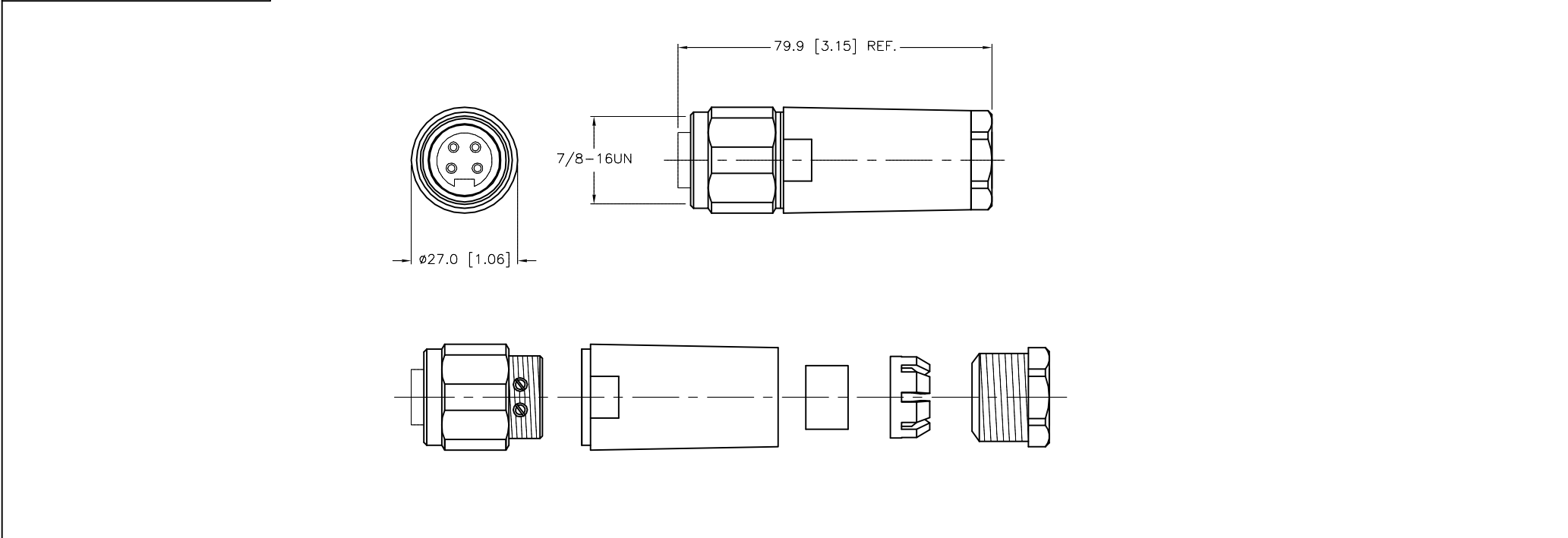


mini
fact.

FOUNDATION™
fieldbus



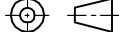

SPECIFICATIONS	
HOUSING MATERIAL/COLOR	GLASS FILLED NYLON/BLACK
CONTACT MATERIAL/PLATING	BRASS/GOLD
COUPLING NUT MATERIAL	STAINLESS STEEL
RATED CURRENT [A]	9.0 A
RATED VOLTAGE [V]	600 V
MAXIMUM WIRE SIZE	16 AWG
TERMINATION METHOD	SCREW TERMINAL
CABLE GRIP RANGE	MODIFIED TO FIT 16 MM DIAM. CABLE
TEMPERATURE RATING	-40°C to +90°C (-40°F to +194°F)
PROTECTION CLASS	MEETS NEMA 1,3,4,6P AND IEC IP 67



NOTES:

1. "/C1232" DESIGNATES FIELD WIRABLES WITH ENLARGED GROMIT.

B	UPDATE GLAND GRIP BETWEEN GROMMET AND GLAND NUT	KMY	10/07/14	47531
REV	DESCRIPTION	BY	DATE	ECO NO.

RELATED DOCUMENTS 1. 2. 3. 4.	3RD ANGLE PROJECTION		THIS DRAWING IS CONFIDENTIAL AND THE PROPERTY OF TURCK INC. USE OF THIS DOCUMENT WITHOUT WRITTEN PERMISSION IS PROHIBITED.				3000 CAMPUS DRIVE MINNEAPOLIS, MN 55441 1-800-544-7769 (763) 553-7300 (763) 553-0708 fax www.turck.us	
	MATERIAL		ALL DIMENSIONS DISPLAYED ON THIS DRAWING ARE FOR REFERENCE ONLY	DRFT MS APVD	DATE 03/29/06 SCALE 1=1.5	DESCRIPTION BV 4149-0/16/C1232		
FINISH	CONTACT TURCK FOR MORE INFORMATION	UNIT OF MEASUREMENT MILLIMETER [INCH] DO NOT SCALE THIS DRAWING		IDENTIFICATION NO. U3-00766				
SEE SPECIFICATIONS					FILE: U3-00766		SHEET 1 OF 1	
SEE SPECIFICATIONS								