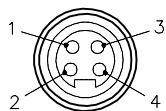


MALE END VIEW



- 1 = BLUE (- VOLTAGE)
- 2 = BROWN (+ VOLTAGE)
- 3 = BARE (SHIELD)
- 4 = GREEN/YELLOW (GROUND)

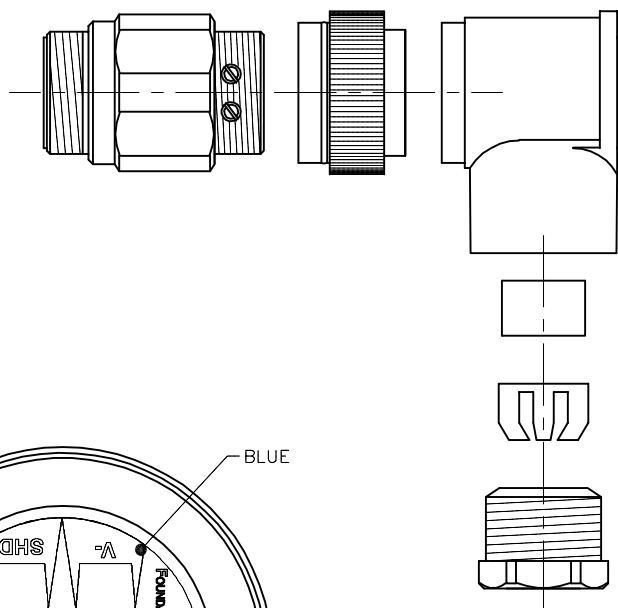


FOUNDATION™
fieldbus

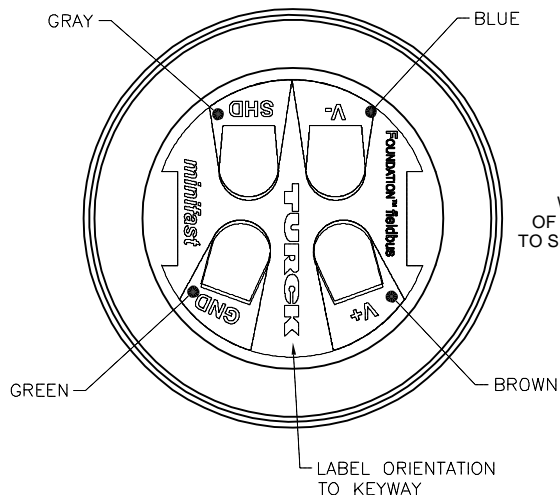
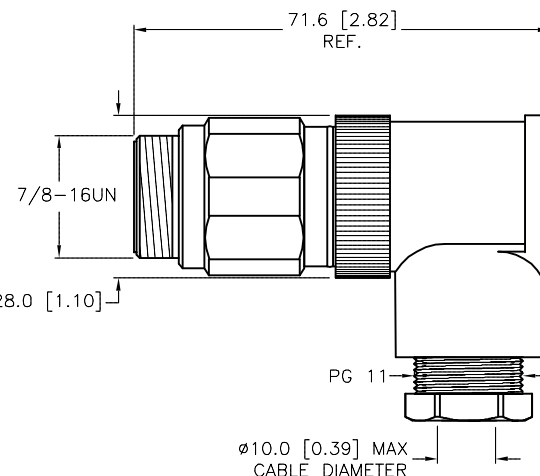
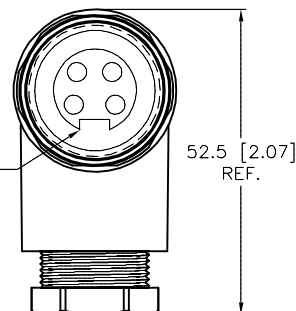
SPECIFICATIONS

HOUSING MATERIAL/COLOR	NYLON or PBT/BLACK
CONTACT MATERIAL/PLATING	BRASS/GOLD
COUPLING NUT MATERIAL/FINISH	STAINLESS STEEL/PASSIVATED
RATED CURRENT [A]	9.0 A
RATED VOLTAGE [V]	600 V
MAXIMUM WIRE SIZE	16 AWG
TERMINATION METHOD	SCREW TERMINAL
CABLE GRIP RANGE	PG11 = 8–10mm
TEMPERATURE RATING	–40°C to +85°C (–40°F to +185°F)
PROTECTION CLASS	MEETS NEMA 1,3,4,6P AND IEC IP67

EXPLODED VIEW



KEY-WAY
ADJUSTABLE
BY 45°
INCREMENTS



WIRE SIDE VIEW
OF CONTACT HOLDER
TO SHOW LABEL DETAILS

FIELD WIREABLE MINIFAST RIGHT-ANGLE CONNECTOR

SOURCE DRAWING - FOR REFERENCE ONLY

RELATED DOCUMENTS		3RD ANGLE PROJECTION		<div>THIS DRAWING IS CONFIDENTIAL AND THE PROPERTY OF TURCK INC. USE OF THIS DOCUMENT WITHOUT WRITTEN PERMISSION IS PROHIBITED.</div> <div>TURCK</div>		<div>3000 CAMPUS DRIVE MINNEAPOLIS, MN 55441 1-800-544-7769 (763) 553-7300 (763) 553-0708 fax www.turck.us</div>	
1. 2. 3. 4.							
MATERIAL		DRFT KMY		DATE 06/21/12		DESCRIPTION BSV 4240-0/11/FF	
SEE SPECIFICATIONS		APVD A.A.		SCALE 1=1.3			
FINISH		UNIT OF MEASUREMENT MILLIMETER [INCH]		IDENTIFICATION NO. U2-20363		REV B	
SEE SPECIFICATIONS							
		CONTACT TURCK FOR MORE INFORMATION		DO NOT SCALE THIS DRAWING		FILE: U2-20363	
						SHEET 1 OF 1	

B	ORIENTATE LABLE TO KEYWAY	RDS	04/09/13	41853
REV	DESCRIPTION	BY	DATE	ECO NO.