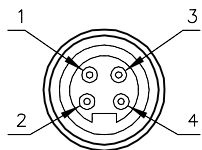
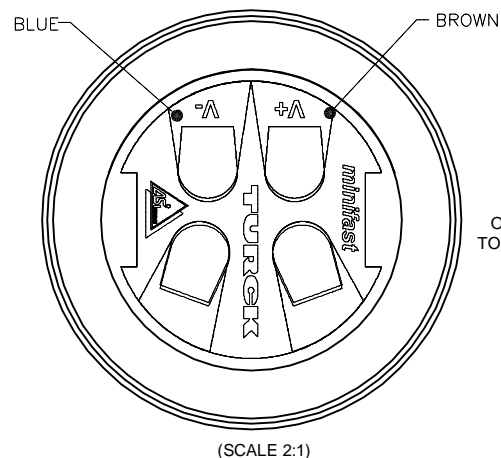
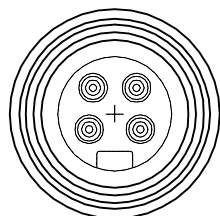


# MALE END VIEW



- 1 = BROWN (+ VOLTAGE)
- 2 = N/C
- 3 = BLUE (- VOLTAGE)
- 4 = N/C

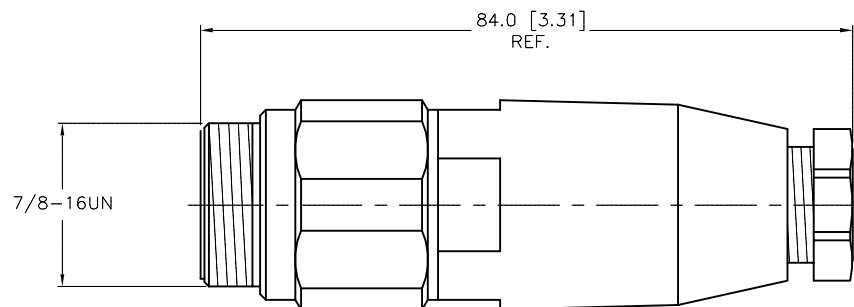


(SCALE 2:1)

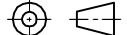
WIRE SIDE VIEW  
OF CONTACT HOLDER  
TO SHOW LABEL DETAILS

# SPECIFICATIONS

HOUSING MATERIAL/COLOR	GLASS FILLED NYLON/BLACK
CONTACT MATERIAL/PLATING	BRASS/GOLD
COUPLING NUT MATERIAL	STAINLESS STEEL
RATED CURRENT [A]	9.0 A
RATED VOLTAGE [V]	600 V
MAXIMUM WIRE SIZE	16 AWG
TERMINATION METHOD	SCREW TERMINAL
CABLE GRIP RANGE	PG 9 = 6-8mm,
TEMPERATURE RATING	-40°C to +90°C (-40°F to +194°F)
PROTECTION CLASS	MEETS NEMA 1,3,4,6P AND IEC IP 67



SOURCE DRAWING - FOR REFERENCE ONLY

RELATED DOCUMENTS  1.  2.  3.  4.	3RD ANGLE PROJECTION	<div>THIS DRAWING IS CONFIDENTIAL AND THE PROPERTY OF TURCK INC. USE OF THIS DOCUMENT WITHOUT WRITTEN PERMISSION IS PROHIBITED.</div>		<div><div>TURCK INC</div><div>High Technology Sensors and Automation Controls</div></div> <div>3000 CAMPUS DRIVE MINNEAPOLIS, MN 55441 1-800-544-7769 (763) 553-7300 (763) 553-0708 fax turck.com</div>			
							
	MATERIAL	ALL DIMENSIONS DISPLAYED ON THIS DRAWING ARE FOR REFERENCE ONLY	DRFT	RDS	DATE	05/16/08	DESCRIPTION  BSV 4140-0/9/ASI
	SEE SPECIFICATIONS		APVD		SCALE	1=1.0	
FINISH	CONTACT TURCK FOR MORE INFORMATION		UNIT OF MEASUREMENT				IDENTIFICATION NO.
SEE SPECIFICATIONS		MILLIMETER [ INCH ]				U2-13616	B
		DO NOT SCALE THIS DRAWING			FILE: U2-13616		SHEET 1 OF 1

B	UPDATE LABEL VIEW	RDS	02/21/13	41390
REV	DESCRIPTION	BY	DATE	ECO NO.