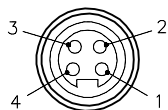
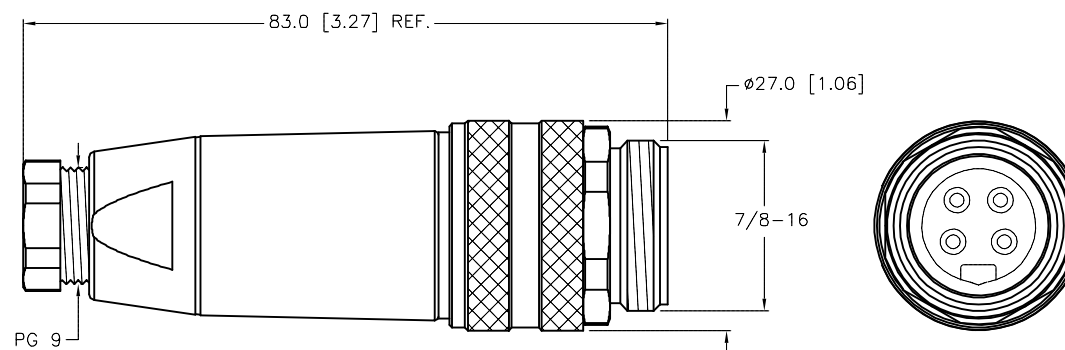


## MALE END VIEW



## SPECIFICATIONS

HOUSING MATERIAL/COLOR	PBT or NYLON/BLACK
CONTACT MATERIAL/PLATING	BRASS/GOLD
COUPLING NUT MATERIAL/PLATING	DIECAST ZINC/NICKEL
UL APPROVED RATED CURRENT [A]	9.0 A
MANUFACTURERS APPROVED RATED CURRENT [A]	15.0 A
RATED VOLTAGE [V]	600 V
UL APPROVED MAXIMUM WIRE SIZE	16 AWG
MANUFACTURERS APPROVED MAXIMUM WIRE SIZE	14 AWG
TERMINATION METHOD	SCREW TERMINAL
CABLE GRIP RANGE	6-8mm
TEMPERATURE RATING	-25°C to +85°C (-13°F to +185°F)
PROTECTION CLASS	IP67

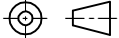


PG 9

SOURCE DRAWING - FOR REFERENCE ONLY

## NOTES:

1. PIN #4 IS A PRE-MATE PIN.

RELATED DOCUMENTS 1. 2. 3. 4.	3RD ANGLE PROJECTION	THIS DOCUMENT IS PROPERTY OF TURCK INC. USE OF THIS DOCUMENT WITHOUT WRITTEN PERMISSION IS PROHIBITED.		<div>TURCK INC</div> <div>High Technology Sensors and Automation Controls</div> <div>3000 CAMPUS DRIVE MINNEAPOLIS, MN 55441 1-800-544-7769 (612) 553-7300 (612) 553-0708 fax www.turck.com</div>	
					
	MATERIAL	DRFT JBJ	DATE 08/03/99	DESCRIPTION  BS 4141-0/9	
	SEE SPECIFICATIONS	APVD	SCALE 1=1.0		
FINISH	ALL DIMENSIONS DISPLAYED ON THIS DRAWING ARE FOR REFERENCE ONLY	UNIT OF MEASUREMENT  MILLIMETER [ INCH ]		IDENTIFICATION NO.  U6415	
SEE SPECIFICATIONS					
		DO NOT SCALE THIS DRAWING		FILE: U6415	SHEET 1 OF 1

E	UPDATE SPECIFICATIONS	NF	05/26/17	59977
REV	DESCRIPTION	BY	DATE	ECO. NO.