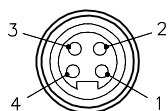
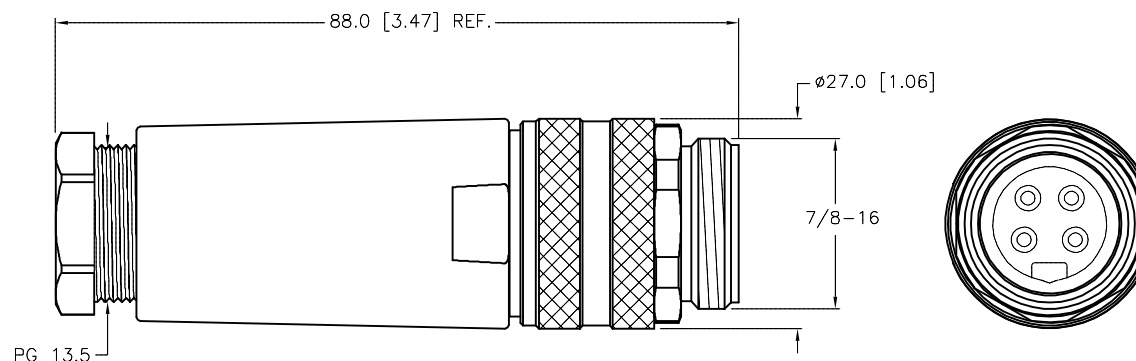


MALE END VIEW



SPECIFICATIONS

HOUSING MATERIAL/COLOR	PBT or NYLON/BLACK
CONTACT MATERIAL/PLATING	BRASS/GOLD
COUPLING NUT MATERIAL/PLATING	DIECAST ZINC/NICKEL
UL APPROVED RATED CURRENT [A]	9.0 A
MANUFACTURERS APPROVED RATED CURRENT [A]	15.0 A
RATED VOLTAGE [V]	600 V
UL APPROVED MAXIMUM WIRE SIZE	16 AWG
MANUFACTURERS APPROVED MAXIMUM WIRE SIZE	14 AWG
TERMINATION METHOD	SCREW TERMINAL
CABLE GRIP RANGE	10-12mm
TEMPERATURE RATING	-25°C to +85°C (-13°F to +185°F)
PROTECTION CLASS	IP67

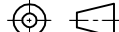


PG 13.5

NOTES:

1. PIN #4 IS A PRE-MATE PIN.

SOURCE DRAWING - FOR REFERENCE ONLY

RELATED DOCUMENTS 1. 2. 3. 4.		3RD ANGLE PROJECTION 		THIS DOCUMENT IS PROPERTY OF TURCK INC. USE OF THIS DOCUMENT WITHOUT WRITTEN PERMISSION IS PROHIBITED.		TURCK INC <i>High Technology Sensors and Automation Controls</i> 3000 CAMPUS DRIVE MINNEAPOLIS, MN 55441 1-800-544-7769 (612) 553-7300 (612) 553-0708 fax www.turck.com				
MATERIAL SEE SPECIFICATIONS		ALL DIMENSIONS DISPLAYED ON THIS DRAWING ARE FOR REFERENCE ONLY CONTACT TURCK FOR MORE INFORMATION		DRFT RDS		DATE 03/15/13		DESCRIPTION BS 4141-0/13.5		
FINISH SEE SPECIFICATIONS				APVD T.S.		SCALE 1=1.0				
				UNIT OF MEASUREMENT MILLIMETER [INCH] DO NOT SCALE THIS DRAWING				IDENTIFICATION NO. U6415-0		REV C
								FILE: U6415-0		SHEET 1 OF 1

C	UPDATE SPECIFICATIONS	NF	05/26/17	59977
REV	DESCRIPTION	BY	DATE	ECO NO.